



t h e a r t o f a r c h i t e c t u r e



  
FOCAL POINT®

Product Catalog

*Revised May 2013*

# welcome to Focal Point

## The Art of Architecture

At Focal Point Products, we are committed to quality, design and innovation. We offer hundreds of products including mouldings, medallions, domes, niches, door systems and other architectural elements to help you design with distinction.

Focal Point's beautifully crafted products are made of durable polyurethane, and feature crisp, impeccable detail that is unattainable with wood. Plus, builder-friendly, single-piece designs reduce installation time and minimize callbacks.

With a focus on creating new and innovative products that allow you to quickly transform any room, we are changing the face of the building products industry. We are constantly seeking new ways to save professionals and homeowners time, labor and money while maintaining the beauty of Focal Point products.

We invite you to discover the art of architecture and see why every room deserves a Focal Point.



FOCAL POINT®



### Focal Point provides:

- More than 40 years of design and manufacturing expertise, resulting in a wide selection of designs and sizes
- Licensed collections from three historical foundations (see pages 10-13)
- Consistency from piece to piece
- Intricate detail of plaster or carved wood in an easy-to-install polyurethane material
- Workability of pine without splintering or separating
- Interior and exterior applications
- Lightweight, single-piece product construction
- Factory-primed, ready-to-finish products that require no sanding
- Insect-resistant and moisture-resistant products that will not warp, rot or crack
- Lead times and fill rates that exceed industry averages

### Builder Benefits:

- Single-piece construction eliminates callbacks for buildup separation
- Once-around-the-room installation reduces time and labor costs
- ProCollection available for fast delivery
- Installs with standard carpentry tools and specially formulated adhesive

# table of contents

Style Gallery	4	Door Systems	56
Historical Collections	10	Shelves/Mantels & Corbels	60
Innovative Solutions	14	Wall Accents & Accessories	62
Crown & Cornice Moulding	18	Stair Brackets	64
Chair Rails, Casings, Friezes & Bases	30	Finish with Flair	65
Panel Moulding	34	Product Information	68
Medallions, Rims & Rosettes	36	Glossary of Terms	70
Domes	50	Product Index	72
Niches & Niche Caps	52		



## key to symbols



New Product



Available by UPS Shipping



Medallion without Center Hole



Part of the ProCollection™



Available in Focal Finish™



Quick Clips™ Compatible



Suitable for Indirect Lighting



Compatible with Miter-Free Blocks



# from ordinary to extraordinary

dist

## What makes a space unique?

Whether you are a homeowner looking to set your home apart or a professional who wants to make a statement, Focal Point can help you complete any architectural space and transform ordinary to extraordinary.

For more than 35 years, America's leading architects, designers and builders have turned to Focal Point for the pièce de résistance, the crowning glory for their masterpieces.

Professionals behind such fine creations as the White House Historical Commission, Waldorf-Astoria, Cartier and the Bellagio have distinguished their work with Focal Point mouldings and accents.

Discerning homeowners and professionals alike rely on Focal Point because we are the manufacturer known world-wide for our architecturally-correct designs, impeccable detail, innovative products and unsurpassed customer support.

See for yourself by choosing Focal Point for your next project.



FOCAL POINT®



# inctive design

Your space is a personal haven, make it your own by adding architectural details. Choose a dramatic element to make a striking statement about your style.



#### Products featured at upper right:

- A. Athenian Leaves Crown  
License Number 23145
- B. Waverly Niche  
License Number 91790
- C. Versailles Frieze  
License Number 25230
- D. Rope Baseboard  
License Number 25080

#### Products featured at lower right:

- E. Wilton Dome (faux finished)  
License Number 98520
- F. Shell and Bellflower Crown  
License Number 11140

# modern contemporary



**Products featured on this page:**

- A. Panel Moulding  
License Number 10590-8
- B. Rondel Rim (used with mirror)  
License Number 98503
- C. Governor's Palace Cove  
License Number 16310
- D. Rope Shelf  
License Number 94336
- E. Rondel Chair Rail  
License Number 11520
- F. Rope Baseboard  
License Number 25080
- G. Rope Baseboard in Focal Flex™  
License Number 25080



Photo by: Derek Wiseahahn/  
New York Spaces



# easy transitional



**Design Tip:** Combine contemporary elements with traditional architecture for a luxurious look.

## Products featured on this page:

- A. Randal Crown  
License Number 11770
- B. Rotunda Medallion  
License Number 83024
- C. Inside Corner Block  
License Number 21600
- D. Egg & Dart Crown  
License Number 23610
- E. Connector Block  
License Number 21610
- F. Kenwood Medallion  
License Number 80930
- G. Panel Moulding  
License Number 10590-8

For more design ideas visit  
[focalpointproducts.com](http://focalpointproducts.com)





# unconventional elements

**Design Tip:** Customize your space by creating a bold statement with detailed accents. Use products in non-traditional ways for maximum impact.



**Products featured on left:**

- A. Wilton Rim (used with mirror)  
License Number 98503
- B. Panel Moulding  
License Number 10590-8
- C. Rondel Chair Rail  
License Number 11520
- D. Rope Baseboard  
License Number 25080

**Products featured above:**

- E. Rondel Crown  
License Number 11770
- F. Classic Corbel  
License Number 93200
- G. Micro Panel Moulding  
License Number 10830-8

# elegant traditional



Please note: Focal Point does not supply curved backing. Curved plywood must be purchased separately to create this effect.

#### Products featured above:

- A. Raleigh Tavern Crown  
License Number 16330
- B. Governor's Palace Fretwork Crown  
License Number 16320
- C. Osbourne Niche Kit  
License Number 91004

#### Products featured above right:

- D. Rondel Medallion  
License Number 83224

#### Products featured below right:

- E. Acanthus Medallion (faux finished)  
License Number 81031
- F. Panel Moulding (stained)  
License Number 10590-8

For more design ideas visit  
[focalpointproducts.com](http://focalpointproducts.com)



Photo by: Derek Wiseahahn/  
New York Spaces



Photo by: Derek Wiseahahn/  
New York Spaces





# variety

At Focal Point Products, we recognize that every project has a different style, budget and purpose. With that in mind, we offer a variety of architectural elements ranging from classic to contemporary.

Whether you want to add simple elegance with clean lines or re-create ornate styles of the past with intricate patterns, we have something to meet your needs. We even offer Focal Flex™ options for curved walls or circular spaces.


Our quality polyurethane products arrive primed and ready to finish. Now, select medallions can also be ordered finished with the new Focal Finish™ option (see page 38).

With dozens of new products throughout this catalog, you'll find unlimited of ways to make every space feel like home.



**Products featured above left:**

- A. Rococco Crown  
License Number 10600-8



**Products featured above center:**

- B. Kenwood Medallion (faux finished)  
License Number 80930
- C. Shell and Bellflower Crown  
License Number 11140




**Products featured above right:**

- D. Acanthus Leaves Crown  
License Number 23145
- E. Renaissance Medallion  
License Number 81618
- F. Georgian Frieze  
License Number 15205
- G. Venetian Coped Capital  
License Number 97911
- H. Fluted Pilaster  
License Number 97900
- I. Versailles Frieze  
License Number 25230



# hundreds of products to suit every style and budget



**Products featured above left:**

- A. Egg & Dart Shelf  
License Number 94136
- B. Lexington Corbel  
License Number 39420

**Products featured above right:**

- C. Geneva Niche Cap  
License Number 91003

**Product featured at right:**

- D. Waltz Medallion (Focal Finish™ Oil Rubbed Bronze)  
License Number 88021-J

- crown mouldings
- medallions
- domes
- niches
- niche caps
- panel mouldings
- rosettes
- door systems
- stair brackets
- corbels
- chair rails
- casings
- shelves
- and more home accents

# preserving a piece of americana

Our licensed historical collections preserve the detail of architectural history and integrity. Each piece is adapted from authentic historical patterns licensed by Focal Point. Logos of the historical societies are used in our product catalog to denote our licensed collections.

*Williamsburg*<sup>®</sup>



Colonial Williamsburg Foundation



Victorian Society In America



Historic Natchez Foundation

**Products featured above :**

Colonial Williamsburg: Powell Hallam Chair Rail, License Number 16160; Victorian Society: Mille Fleur Crown Moulding, License Number 19240; Historic Natchez: D'Evereux Frieze, License Number 13080.

# colonial williamsburg® foundation



**Raleigh Tavern Crown -  
License #16330 & 16380**



**Robert Carter House Chair Rail -  
License #16590**



**Nicolson House Crown -  
License #16340 & 16390**



**Carter's Grove™ Chair Rail -  
License #16580**



**Governor's Palace Fretwork Crown -  
License #16320 & 16370**



**Powell-Hallam Chair Rail - License #16160**



**Peyton Randolph Crown -  
License #16300 & 16350**



**Peyton Randolph Chair Rail - License #16560**



**Governor's Palace Cove -  
License #16310 & 16360**



**Wythe House Chair Rail - License #16570**

*Williamsburg®*

The restoration of Williamsburg, the 18th Century capital of the Virginia colony, was supported by John D. Rockefeller, Jr., from the 1920s to the 1950s. During restoration, he learned that mouldings played a role in the social hierarchy of a home. The degree of detail was an indication of the owner's wealth. It is from the colonial homes and buildings of Williamsburg that Focal Point presents a unique line of colonial mouldings endorsed by the Colonial Williamsburg Foundation.



*A portion of the sales of these products support the Colonial Williamsburg Foundation.*

**Products featured above:**

- A. Nicolson House Crown  
License Number 16390



# victorian society in america



**Room features:**

- A. Raleigh Medallion  
License Number 82345
- B. Pea Pod & Vine Crown and Block  
License Number 19220 & 19228

On the heels of the colonial era came 19th Century, or Victorian Design. Once reserved only for the wealthy, elaborate ornamentation became available due to craftsmen arriving from Europe - craftsmen "schooled" in fine wood carving and ornate plastering. Elegant and flamboyant, these mouldings and medallions reflect the architecture loved by Queen Victoria of 19th Century England.



**Ivy Leaves Crown - License #19230**



**Pea Pod & Vine Crown and Block - License #19220 & 19228**



**Eastlake Crown and Block - License #19210 & 19218**



**Mille Fleur Crown and Block - License #19240 & 19248**



**Cavetto Lucia Crown - License #19260**



**Capitol Hill Scotia Crown - License #19270**



**Larman/Brown Spangler Medallion - License #81727**



**Renaissance Revival Medallion - License #82439**



**Clements Schmidt House Medallion - License #81816**



**Thomas/Arnett House Medallion - License #82238**

*A portion of the sales of these products support the Victorian Society in America.*

# historic natchez foundation



HISTORIC  
**NATCHEZ**  
COLLECTION

In the years prior to the Civil War, Natchez was a thriving community of northern planters who employed European craftsmen to build their homes. French, English, Spanish and West Indian design elements were combined to create a distinctive collection of mouldings, doorways and medallions. During the Civil War, Natchez became the Union Army's command center, protecting the homes from destruction. Today, Natchez represents the largest collection of pre-Civil War homes in the United States.



**D'Evereux Cornice - License #13070**



**Linden Frieze - License #13040**



**Linden Cornice - License #13000**



**D'Evereux Frieze - License #13080**



**Glenburnie Crown - License #13020**



**D'Evereux Rim - License #83700**



**Stanton Hall Crown - License #13010**



**D'Evereux Center - License #83715**

#### Room features:

- |  |   |
|--|---|
| A. D'Evereux Medallion<br>License Number 83741 | D. D'Evereux Cornice<br>License Number 13070    |
| B. D'Evereux Center<br>License Number 83715    | E. Greek Key Chair Rail<br>License Number 15315 |
| C. D'Evereux Frieze<br>License Number 13080    | F. Glenburnie Crown<br>License Number 13020     |

See additional Natchez Collection items on page 58.

A portion of the sales of these products support the Historic Natchez Foundation.

# Quick Clips™ moulding installation system



Paint

1.



Paint or finish prior to installation.

Mount

2.



Install Quick Clips™ and cut moulding to fit.

Clip

3.




Attach mouldings to Quick Clips.™

Focal Point's patented Quick Clips™ moulding installation system\* gives you the ability to install professional-quality moulding and create elegance in a snap.

This award-winning, revolutionary system changes the way moulding is installed.

- **Quick & easy installation**
- **No need to find studs**
- **No nail holes to patch on moulding**
- **Focal Point® corner blocks eliminate the need to miter corners**
- **Sturdy, light-weight moulding**

2 Sizes Available:  
5-7/8" Quick Clips™ 6-Pack  
4-1/8" Quick Clips™ 6-Pack

Look for the  symbol throughout catalog.

\*Compatible with select Focal Point mouldings.



# Installing crown moulding just got easier!




## Quick Clips Compatible Mouldings & Miter-Free Blocks



**Outside Corner Blocks**  
4-1/8" Item # 21620  
5-7/8" Item # 21605



**Connector Blocks**  
4-1/8" Item # 21625  
5-7/8" Item # 21610



**Inside Corner Blocks**  
4-1/8" Item # 21615  
5-7/8" Item # 21600



**Quick Clips (6-Pack)**  
System A - 5-7/8" Item # 21205  
System B - 4-1/8" Item # 21105

### 4-1/8"



**Concord Dentil Crown**  
Item # 23130



**Classic Egg & Dart Crown**  
Item # 23135



**Athenian Leaves Crown**  
Item # 23145



**Acropolis Crown**  
Item # 23125

### 5-7/8"



**Rope Crown**  
Item # 23620



**Concord Dentil Crown**  
Item # 23600




**Classic Egg & Dart Crown**  
Item # 23610



**Corinthian Crown**  
Item # 23155

Select 12-ft profiles are now compatible with Quick Clips! These profiles include 16360 page 19, 11170 - page 19, 11280 - page 19, 11040 - page 24, 11540 - page 22. Call today for the latest product introductions.

## Add a designer's touch to your room with two new Quick Clips™ decorative modules



Our award winning Quick Clips™ moulding installation system is now enhanced with Moulding Mates™ — miter-free, snap-on corners and connectors that contour perfectly with the crown mouldings\*\*.

### featuring Moulding Mates™


Our award winning Quick Clips™ moulding installation system is now enhanced with Moulding Mates™ — miter-free, snap-on corners and connectors that contour perfectly with the crown mouldings\*\*.

Moulding Mates™ and Quick Clips™ Benefits:


- **No Nails**
- **No Adhesive**
- **No Miter, Coping or Scarf Cuts**
- **No Need to Locate Studs**
- **Reduced Labor**
- **Snap-Over Corners & Connectors**
- **Moulding Mates™ Match and Enhance Crown Profiles**



Secure your Quick Clips™ to the wall



Measure and cut mouldings to fit.



Snap your mouldings and Moulding Mates™ in place.

\*\* Compatible with select Focal Point mouldings.





Inside Corner



Outside Corner




Connector

- Professional Installation Made Easy
- Greatly Reduced Labor Costs
- Enhanced Aesthetics
- Our Most Popular Profiles




## Moulding Mates™ miter-free technology



**Corinthian Crown**  
**Item # 23155**

22551 - Inside (not shown)  
22552 - Outside  
22553 - Connector



**Concord Dentil Crown**  
**Item # 23600**

22501 - Inside (not shown)  
22502 - Outside  
22503 - Connector



**Rope Crown**  
**Item # 23620**

22521 - Inside (not shown)  
22522 - Outside  
22523 - Connector



**Georgian Crown**  
**Item # 11040**

21401 - Inside (not shown)  
21402 - Outside  
21403 - Connector




**St. James Crown**  
**Item # 11170**

21701 - Inside (not shown)  
21702 - Outside  
21703 - Connector



**Zoller Cove**  
**Item # 11180**

21801 - Inside (not shown)  
21802 - Outside  
21803 - Connector



**Governor's Palace Cove**  
**Item # 16360**

21361 - Inside (not shown)  
21362 - Outside  
21363 - Connector



**Acropolis Crown**  
**Item #23125**

22251 - Inside (not shown)  
22252 - Outside  
22253 - Connector



**Concord Dentil Crown**  
**Item #23130**

22301 - Inside (not shown)  
22302 - Outside  
22303 - Connector



**Classic Egg & Dart Crown**  
**Item #23135**

22351 - Inside (not shown)  
22352 - Outside  
22353 - Connector



**Athenian Leaves Crown**  
**Item # 23145**

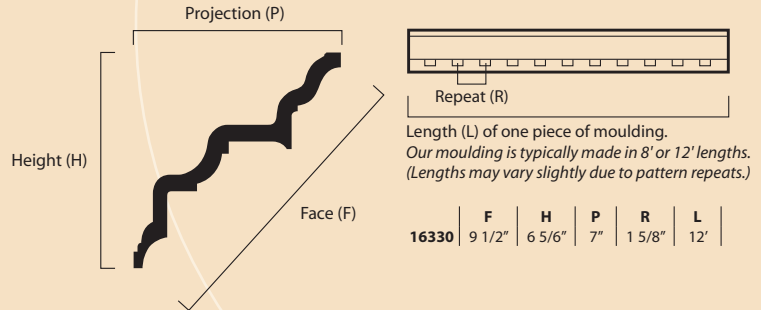
22451 - Inside (not shown)  
22452 - Outside  
22453 - Connector

# distinctive mouldings

## What is a Profile?

The sample diagram to the right shows how a moulding appears from the direct side view, or profile. This view depicts how much area the moulding will take at the point where walls and ceiling meet.

The larger the profile measurement, the more area is covered by the moulding.



## Miter-Free Decorative Blocks

From function to art form, our blocks connect mouldings and accentuate design. They install easily and coordinate with select moulding profiles. Look for the block symbol for compatible mouldings throughout this catalog.

To Install, simply:


- Fasten blocks and connectors to wall.
- Cut moulding at a 90° angle (1/8" longer per 4' length of moulding).
- Use adhesive on moulding ends and/or bedding edge.
- Snap moulding into place between corner and connector block.
- Secure moulding to wall with nails or screws, or use with Quick Clips.

### Connector Blocks



	<b>F</b>	
<b>21625</b>	4 1/8"	
<b>21610</b>	5 7/8"	

### Inside Corner Blocks



	<b>F</b>	
<b>21615</b>	4 1/8"	
<b>21600</b>	5 7/8"	

### Outside Corner Blocks



	<b>F</b>	
<b>21620</b>	4 1/8"	
<b>21605</b>	5 7/8"	

See page 5 for an example of installed blocks



Mouldings can work miracles in a room. They create a focal point by adding style, pattern and contrasting color.

Products featured at left:

A. Santa Fe Crown  
License Number 11650



**Linden Cornice** 13000



13000	F	H	P	R	L	
	8 3/4"	6 3/4"	5 1/16"	7/16"	12'	

**Cavetto Lucia Crown** 19260



19260	F	H	P	R	L		Pro
	9 7/8"	7"	7"	-	12'		

**Randal Crown** 11770



11770	F	H	P	R	L	Pro	
	12"	11 1/4"	4 1/8"	-	12'		

**Cove** 14010



14010	F	H	P	R	L	
	3"	2 1/16"	2 1/16"	-	12'	

**Peyton Randolph Crown** 16300 16350



16350	F	H	P	R	L	<i>Millamberg</i>
	6 1/2"	4 1/4"	5 1/16"	-	12'	
16300	F	H	P	R	L	<i>Millamberg</i>
	11"	7 1/4"	8 1/16"	-	12'	

**Governor's Palace Cove** 16310 16360



16360	F	H	P	R	L	<i>Millamberg</i>	Pro		
	6 1/2"	5"	4 9/32"	-	12'				
16310	F	H	P	R	L	<i>Millamberg</i>	Pro		
	10 5/8"	8 1/4"	7"	-	12'				

**Capitol Hill Scotia Crown** 19270



19270	F	H	P	R	L	
	7"	3 3/4"	6"	-	12'	

**Fluted Crown** 17020



17020	F	H	P	R	L
	8"	4"	7 1/4"	-	12'

**Zoller Cove** 11280 11180



11280	F	H	P	R	L	Pro		
	6"	4 1/4"	4 1/4"	-	12'			
11180	F	H	P	R	L	Pro		
	8 7/8"	6 3/16"	6 3/16"	-	12'			
11290	F	H	P	R	L	Pro		
	12 3/8"	8 3/4"	8 3/4"	-	12'			
11300	F	H	P	R	L			
	20"	14 1/4"	14 1/4"	-	12'			

**St. James Crown** 11170 11270 11370



11170	F	H	P	R	L	Pro		
	6 1/4"	4 11/16"	4"	-	12'			
11270	F	H	P	R	L	Pro		
	9"	7 7/16"	6 1/8"	-	12'			
11370	F	H	P	R	L	UPS!		
	16 1/8"	12 1/2"	10 1/2"	-	8'			

All mouldings available in Focal Flex™

**Franklin Crown** 23900



23900	F	H	P	R	L	UPS	☀️
	4 1/2"	3 1/4"	3 1/4"	-	8'		

**Holland Cove** 10670-8



10670-8	F	H	P	R	L	UPS	☀️
	4 5/16"	3 3/16"	3 3/16"	-	8"		

**Belgian Cove** 10650-8



10650-8	F	H	P	R	L	UPS	
	5 5/16"	4 3/8"	3 5/16"	-	8'		

**Monte Carlo Crown** 10700-8



10700-8	F	H	P	R	L	UPS	☀️
	6 9/16"	5"	4 5/16"	-	8'		

**Santa Fe Crown** 11650



11650	F	H	P	R	L	☀️	
	11"	6"	8 3/4"	-	12'		

**Taos Crown** 11640



11640	F	H	P	R	L	☀️	
	8"	5 7/16"	5 1/16"	-	12'		

**Rope Crown** 23620



23620	F	H	P	R	L	UPS	☀️	♻️
	5 7/8"	4 1/2"	3 3/4"	3/4"	8'			

**Alexander Crown** 11670



11670	F	H	P	R	L	UPS	☀️	NEW
	4 5/16"	3 1/2"	2 9/16"	-	8'			

### Use Polyurethane Construction Adhesive

To prevent joint separation, use a quality polyurethane adhesive on all butt joints and miters. There are a number of brands to choose from. We've tested, and recommend, PL Premium Polyurethane Construction Adhesive. Our warranty is null and void unless you use a quality polyurethane adhesive during installation.

All mouldings available in Focal Flex™



**Ellison Cove**

**10880**



10880 | F 9 1/4" | H 7 1/8" | P 6" | R - | L 8' | UPS NEW

**Avalon Crown**

**23800**



23800 | F 3 1/2" | H 2 3/4" | P 2 3/16" | R - | L 8' | UPS

**Sullivan Crown**

**11470**



11470 | F 5 9/16" | H 4" | P 4" | R - | L 8' | UPS NEW

**Windsor Cove**

**10430**



10430 | F 7 1/8" | H 5 7/8" | P 4 1/8" | R - | L 8' | UPS NEW

**Stanbury Cove**

**11900**



11900 | F 7 3/4" | H 6" | P 5" | R - | L 12' | NEW

**Design Tip:** Focal Point mouldings can be finished in a variety of ways from painting to faux finishing to complement any décor. See page 65 for finishing ideas.



Maryland Crown

11330



11330	F	H	P	R	L
	6"	4 3/8"	4"	1 1/16"	12'

Governor's Palace Fretwork Crown

16320 16370



16320	F	H	P	R	L	<i>Williamsburg</i>
	9 7/8"	7 5/8"	6 1/4"	1 1/8"	12'	
16370	F	H	P	R	L	<i>Williamsburg</i>
	5 3/4"	4 13/16"	3 13/32"	3/4"	12'	

Roman Dentil Crown


10510-8



10510-8	F	H	P	R	L	UPS
	4 5/8"	3 5/16"	3 5/16"	1"	8'	

Nicolson House Crown

16340 16390



16340	F	H	P	R	L	<i>Williamsburg</i>
	11"	7 1/4"	8 5/16"	4 1/4"	12'	
16390	F	H	P	R	L	<i>Williamsburg</i>
	6 3/4"	4 1/2"	5"	2 1/2"	12'	

Concord Dentil Crown


23130



23130	F	H	P	R	L	
	4 1/8"	3 1/4"	2 5/8"	1 3/4"	8'	

Prescott Crown

11780



11780	F	H	P	R	L	
	3 3/4"	3 5/16"	1 7/8"	1"	8'	

Colonial Dentil Crown

11580



11580	F	H	P	R	L	Pro
	10 1/4"	7 7/8"	6 5/8"	3"	12'	

Raleigh Tavern Crown

16330 16380



16330	F	H	P	R	L	<i>Williamsburg</i>
	9 1/2"	6 5/16"	7"	1 5/8"	12'	
16380	F	H	P	R	L	<i>Williamsburg</i>
	5 3/4"	3 7/8"	4 3/16"	1"	12'	

Concord Dentil Crown

11540 23600



23600	F	H	P	R	L	
	5 7/8"	4 1/2"	3 3/4"	2 1/16"	8'	
11540	F	H	P	R	L	
	5 7/8"	4 1/2"	3 3/4"	2 1/16"	12'	

Stanton Hall Crown

13010



13010	F	H	P	R	L	
	11 1/4"	8"	8"	5"	12'	

**Egg & Dart Crown**

**11120**



<b>11120</b>	<b>F</b>	<b>H</b>	<b>P</b>	<b>R</b>	<b>L</b>
5 3/4"	5"	2 7/8"	1 7/16"	12'	

**Classic Rosette Crown**

**11020**



<b>11020</b>	<b>F</b>	<b>H</b>	<b>P</b>	<b>R</b>	<b>L</b>
5 3/4"	5"	2 7/8"	1 7/16"	12'	

**Egg & Dart Crown**

**10530-8**



<b>10530-8</b>	<b>F</b>	<b>H</b>	<b>P</b>	<b>R</b>	<b>L</b>	
6 7/8"	5 1/16"	4 5/8"	1 3/4"	8'		UPS

**Glenburnie Crown**

**13020**



<b>13020</b>	<b>F</b>	<b>H</b>	<b>P</b>	<b>R</b>	<b>L</b>	
11"	7 1/2"	8 1/2"	3"	12'		UPS

**Classic Egg & Dart**

**23135**



<b>23135</b>	<b>F</b>	<b>H</b>	<b>P</b>	<b>R</b>	<b>L</b>	
4 1/8"	3 1/4"	2 1/2"	1 1/4"	8'		UPS

**Classic Egg & Dart Crown**

**23610**



<b>23610</b>	<b>F</b>	<b>H</b>	<b>P</b>	<b>R</b>	<b>L</b>	
5 7/8"	4 1/2"	3 3/4"	1 1/2"	8'		UPS

**Egg & Dart Crown**

**11160**



<b>11160</b>	<b>F</b>	<b>H</b>	<b>P</b>	<b>R</b>	<b>L</b>
4 1/8"	3 1/4"	2 9/16"	1 1/2"	12'	

**Palladio Crown**

**11720**



<b>11720</b>	<b>F</b>	<b>H</b>	<b>P</b>	<b>R</b>	<b>L</b>
7 1/2"	6"	4 1/2"	2 5/8"	12'	

**Egg & Dart Crown**

**11310**



<b>11310</b>	<b>F</b>	<b>H</b>	<b>P</b>	<b>R</b>	<b>L</b>
8 3/8"	6 1/2"	5 3/8"	2 3/4"	12'	

**Brussels Crown**

**10550-8**



<b>10550-8</b>	<b>F</b>	<b>H</b>	<b>P</b>	<b>R</b>	<b>L</b>	
6 7/8"	5"	4 7/8"	3/4"	8'		UPS

All mouldings available in Focal Flex™



Acanthus Leaf Crown

14050



14050	F	H	P	R	L
	4"	3 3/16"	2 1/2"	2 3/8"	12'

Corinthian Crown

23155



23155	F	H	P	R	L	
	5 7/8"	4 1/2"	3 3/4"	3 7/16"	8'	

Georgian Crown

11040 11320



11040	F	H	P	R	L	Pro	
	6"	4 3/8"	4 3/16"	3 7/16"	12'		
11320	F	H	P	R	L	Pro	
	9 3/16"	6 7/8"	6"	5 1/4"	12'		

Shell & Bellflower Crown

11140 11340



11140	F	H	P	R	L	Pro
	8 1/2"	6 13/16"	5"	2 1/2"	12'	
11340	F	H	P	R	L	Pro
	6"	5 1/16"	3 3/4"	2"	12'	

Acropolis Crown

23125



23125	F	H	P	R	L	
	4 1/8"	3 1/4"	2 9/16"	2"	8'	

Candler Crown

11130



11130	F	H	P	R	L
	8 1/4"	6 7/8"	4 3/4"	4 3/4"	12'

Athenian Leaves Crown

23145



23145	F	H	P	R	L	
	4 1/8"	3 1/4"	2 9/16"	2 1/8"	8'	

Old English Crown

11000



11000	F	H	P	R	L
	5 1/2"	4 3/8"	3 3/8"	10 1/2"	10'

Florentine Crown

17040



17040	F	H	P	R	L
	8"	6"	5 1/4"	2 9/16"	12'

Regence Cove


11400



11400	F	H	P	R	L
	8"	6 3/8"	5 1/2"	1 5/16"	12'

**Richmond Composite Crown**

17050



17050	F	H	P	R	L
	9"	5 7/8"	6 3/4"	4 5/8"	12'

**Ivy Leaves Crown**


19230



19230	F	H	P	R	L
	7"	4"	6 1/8"	6"	10'

**Carter Composite Crown**


16600-8



16600-8	F	H	P	R	L
	5 5/16"	3 9/16"	3 15/16"	4 1/2"	8'

**Carter Composite Crown**

16610-8



16610-8	F	H	P	R	L
	7 5/16"	4 7/8"	5 9/16"	5 5/8"	8'

**Provence Crown**

10560-8



10560-8	F	H	P	R	L
	9 7/16"	8 11/16"	3 15/16"	13 5/8"	8'

**D'Evereux Cornice**

13070



13070	F	H	P	R	L
	6"	4 3/4"	4"	2 1/2"	12'

**Verona Crown**

10570-8



10570-8	F	H	P	R	L
	2 3/4"	2 1/2"	1 1/4"	2 7/16"	8'

**Dauphine Crown**

10580-8



10580-8	F	H	P	R	L
	3 3/16"	2 15/16"	1 7/16"	9 11/16"	8'

**Rococo Crown**

10600-8



10600-8	F	H	P	R	L
	6 3/8"	5 7/8"	2 3/8"	10 3/16"	8'

All mouldings available in Focal Flex™

Pea Pod & Vine Crown 19220 19220-8  
Pea Pod & Vine Block 19228



	F	H	P	R	L	
19220-8	8 1/2"	4 3/4"	7 1/8"	28 5/8"	8'	
19220	8 1/2"	4 3/4"	7 1/8"	28 5/8"	12'	
19228	9"	4 7/8"	7 1/2"	-	3 3/8"	

Eastlake Crown 19210  
Eastlake Block 19218



	F	H	P	R	L	
19210	7 1/2"	4 1/2"	6"	8 1/4"	10'	
19218	8 1/8"	5 1/16"	6 5/16"	-	2 7/8"	

Mille Fleur Crown 19240  
Mille Fleur Block 19248



	F	H	P	R	L	
19240	9 1/8"	4 3/4"	7 13/16"	10 3/8"	12'	
19248	10 1/8"	5 5/8"	8 3/8"	-	3 3/4"	



Add your personal style with a medallion. See pages 36-46 for an inspiring assortment of designs.

**Design Tip:** Don't be afraid to choose patterns! The beauty of our products is the effortless way they mix and match.



**Madeleine Crown**

**13230**



13230 | F 5 7/8" | H 4 1/2" | P 3 7/8" | R 4 13/16" | L 8' | UPS NEW

**Frances Crown**

**13210**



13210 | F 6 5/16" | H 5 3/4" | P 2 5/8" | R 10 5/8" | L 8' | UPS NEW

**Aria Crown**

**13280**



13280 | F 6 13/16" | H 6 5/16" | P 2 3/4" | R 5 1/4" | L 8' | UPS NEW

**Carmichael Crown**

**11750**



11750 | F 6 5/16" | H 4 15/16" | P 4" | R 6 7/8" | L 8' | UPS NEW

**Bow Swag Crown**

**13240**



13240 | F 6 7/8" | H 6 5/16" | P 2 13/16" | R 4 3/4" | L 8' | UPS NEW

**Audrey Cove**

**13260**



13260 | F 7 3/8" | H 5 1/2" | P 5" | R 9 3/8" | L 8' | UPS NEW

**Chandler Crown**

**13270**



13270 | F 3 7/8" | H 2 3/4" | P 2 3/4" | R 2 5/8" | L 8' | UPS NEW

**Bellisaria Cove**

**13250**



13250 | F 8 7/8" | H 5 5/8" | P 6 7/8" | R 14" | L 8' | UPS NEW

**Constance Crown**

**13220**



13220 | F 10 1/4" | H 6 3/8" | P 8 1/8" | R 9 5/8" | L 8' | UPS NEW

**Delaney Crown**

**13200**



13200 | F 5" | H 4 7/16" | P 2 1/4" | R - | L 8' | UPS NEW

All mouldings available in Focal Flex™

**Versailles Crown**

10750-8

Used to make outside or inside corners and straight-runs to match and join 10760-8 and 10770-8.



10750-8	F	H	P	R	L	UPS
	9 5/8"	6 7/8"	6 13/16"	-	8'	

**Versailles Crown Corners**

10770-8

When cut, makes four inside corners. After mitered and glued, decorative section is 24" wide on each side.



10770-8	F	H	P	R	L	UPS
	9 5/8"	6 7/8"	6 13/16"	-	2 pcs - 8' ea	

**Versailles Crown Center Piece**

10760-8 / 14

Used on center of wall.



10760-8	F	H	P	R	L	UPS
	9 5/8"	6 7/8"	6 13/16"	8'	8'	
10760-14	9 5/8"	6 7/8"	6 13/16"	8'	14'	

Focal Point's hallmark is a crisp design and timeless appeal. Select products that show off your personal style.





- Products featured at left:**
- A. Versailles Crown Center Piece License Number 10760-8
  - B. Panel Moulding License Number 10590-8
  - C. Georgian Wall Plaque License Number 97010
  - D. Rope Shelf License Number 94348
  - E. Lexington Corbel License Number 39420
  - F. Versailles Crown License Number 10750-8
  - G. Versailles Crown Corner License Number 10770-8
  - H. Banker's House Overdoor License Number 98836
  - I. Banker's House Pilaster License Number 98800

**Dorchester Crown Center Piece**

**10470**


*Used on center of wall.*





<b>10470</b>	<b>F</b>	<b>H</b>	<b>P</b>	<b>R</b>	<b>L</b>	 
	8 1/8"	6"	5 5/8"	8'	8'	

**Dorchester Crown**

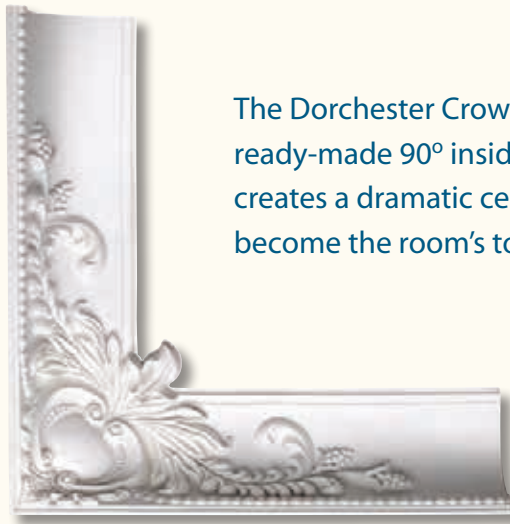
**10460**





<b>10460</b>	<b>F</b>	<b>H</b>	<b>P</b>	<b>R</b>	<b>L</b>	 
	8 1/8"	6"	6 5/8"	1 1/8"	8'	

**Dorchester Crown Corners**

**10480**



The Dorchester Crown System offers a ready-made 90° inside corner. This system creates a dramatic ceiling that is sure to become the room's topic of discussion.

<b>*10480</b>	<b>F</b>	<b>H</b>	<b>P</b>	<b>R</b>	<b>L</b>	 
	8 1/8"	6"	6 5/8"	-	24" x 24"	

*\* Pre-formed 90°*

*All mouldings available in Focal Flex™*





Chair Rails,  
Casings,  
Friezes &  
Bases

functional flair

Rondel Chair Rail


11520



11520	H	P	R	L
	3"	13/16"	1 1/2"	12'

Carter's Grove™ Chair Rail

16580



16580	H	P	R	L	<i>Williamburg</i>
	4 5/16"	2 3/16"	-	10'	

Greek Key Chair Rail

15315 15410



15315	H	P	R	L	<b>Pro</b>
	3 1/2"	3/4"	1 9/16"	12'	
15410	H	P	R	L	<b>UPS</b>
	3 1/2"	3/4"	1 9/16"	8'	

Wilton Chair Rail

15010



15010	H	P	R	L
	3"	7/8"	-	12'

Denmark Chair Rail

10620-8



10620-8	H	P	R	L	<b>UPS</b>
	3 1/8"	13/16"	-	8'	

Dentil Chair Rail

15305 15400



15305	H	P	R	L	<b>Pro</b>
	3 1/2"	7/8"	1 5/16"	12'	
15400	H	P	R	L	<b>UPS</b>
	3 1/2"	7/8"	1 5/16"	8'	



Products featured at left:

A. Rope Crown  
License Number 23620

B. Rope Casing  
License Number 25200

**Wythe House Chair Rail**

16570



16570	H	P	R	L	
	5 7/16"	1 3/4"	-	10'	<i>Williamburg</i>

**Rope Chair Rail**

15165 15170



15165	H	P	R	L	
	3 1/4"	1 1/8"	3/4"	12'	
15170	H	P	R	L	
	3 1/4"	1 1/8"	3/4"	8'	UPS

**Belford Chair Rail**

11600



11600	H	P	R	L	
	4 11/16"	1 1/2"	2"	12'	

**Robert Carter House Chair Rail**

16590



16590	H	P	R	L	
	5 1/2"	1 13/16"	-	12'	<i>Williamburg</i>

**Peyton Randolph Chair Rail**

16560



16560	H	P	R	L	
	3 3/16"	1 1/8"	-	12'	<i>Williamburg</i>

**Carlisle Chair Rail**

15480



15480	H	P	R	L	
	4 1/2"	1 1/2"	4 3/4"	8'	UPS NEW

**McAllister Chair Rail**

15490



15490	H	P	R	L	
	4 5/16"	5/8"	3"	8'	UPS NEW

**Oceana Chair Rail**

15500



15500	H	P	R	L	
	3 1/2"	5/8"	6"	8'	UPS NEW

**Powell-Hallam House Chair Rail**

16160



16160	H	P	R	L	
	2 13/16"	1 11/16"	1 5/16"	10'	<i>Williamburg</i>

**Bead and Reel Chair Rail**

17010



17010	H	P	R	L	
	3 1/16"	1 3/16"	2 13/16"	12'	

All mouldings available in Focal Flex™

Chatsworth Chair Rail/Panel Moulding

11800



11800	H	P	R	L	UPS!
	2 1/8"	5/8"	-	8'	

Pendleton Casing

97550



97550	H	P	R	L	UPS!	NEW
	3 5/8"	1 7/16"	-	8'		

Anatole Casing

25300



25300	H	P	R	L	UPS!	NEW
	3 3/4"	7/8"	-	8'		

Edenborough Casing

97740



97740	H	P	R	L	UPS!	NEW
	3 3/4"	1 3/8"	-	8'		

Rope Casing

25120 25200



25120	H	P	R	L	
	3 1/2"	13/16"	3/4"	12'	
25200	H	P	R	L	UPS!
	3 1/2"	13/16"	3/4"	8'	

Avondale Frieze

15460



15460	H	P	R	L	UPS!	NEW
	3 3/8"	7/16"	4"	8'		

Linden Frieze

13040



13040	H	P	R	L	
	4"	3/4"	2"	12'	



Essex Frieze


15470



15470	H	P	R	L	UPS!	NEW
	3 5/16"	3/8"	7 1/8"	8'		

Rope Baseboard


25080



25080	H	P	R	L	UPS!
	5 1/2"	13/16"	3/4"	8'	

Fluted Casing

25800



25800	H	P	R	L	UPS!
	3 7/8"	7/16"	-	8'	

Our chair rails, casings and friezes have sophisticated sensibility. The elegant details will set the tone for your personal style.



D'Evereux Frieze

13080



13080	H	P	R	L	
	8 3/8"	1 1/8"	7 1/2"	12'	

If used on ceiling, use square wood blocks at all corners.

Georgian Frieze

15205



15205	H	P	R	L	
	7 1/2"	1 3/4"	7 1/8"	92 1/4"	

Versailles Frieze

25230



25230	H	P	R	L	
	4 7/8"	5/8"	11 1/4"	8'	

Siena Frieze

15215



15215	H	P	R	L	
	7 1/2"	1 3/4"	-	92 1/4"	

Trellis Frieze

11500



11500	H	P	R	L
	5"	11/16"	2 5/16"	10'

Covington Frieze

15080



15080	H	P	R	L
	8 3/4"	2 9/16"	-	12'



All mouldings available in Focal Flex™

# picture perfect

## SYSTEM A

### Panel Moulding

10590-8

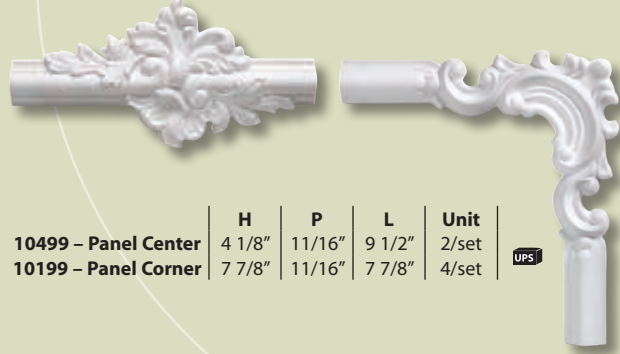


	H	P	R	L	
10590-8	1 1/2"	11/16"	-	8'	UPS

Use with 10199, 10299, 10399, 10499

### Acanthus Paneling

10499 | 10199



	H	P	L	Unit	
10499 - Panel Center	4 1/8"	11/16"	9 1/2"	2/set	UPS
10199 - Panel Corner	7 7/8"	11/16"	7 7/8"	4/set	


L (length)



H (height)

### Panel Corners

10299 | 10399



	H	P	L	Unit	
10399 - Small Corner	5 3/4"	11/16"	5 3/4"	4/set	
10299 - Large Corner	7 7/8"	11/16"	7 7/8"	4/set	UPS



Delicate mouldings once used to accentuate pictures now add interest to a blank wall or ceiling. Panel mouldings fine-tune your style, break up a bare space and complement any décor.

#### Products featured at left:

- |  |   |
|--|---|
| A. Classic Keystone<br>License Number 97925  | E. Panel Moulding<br>License Number 10590-8 |
| B. Siena Cross Head<br>License Number 97915  | F. Rope Chair Rail<br>License Number 15170  |
| C. Rope Casing<br>License Number 25120       | G. Rope Baseboard<br>License Number 25080   |
| D. Versailles Frieze<br>License Number 25230 |   |

## SYSTEM B

### Chatsworth Chair Rail/Panel Moulding 11800



11800	H	P	L	UPS
	2 1/8"	5/8"	8'	

Use with 11810 or 11820

### Chatsworth Panel Corner 11810



11810	H	P	L	UPS
	11 5/8"	5/8"	11 5/8"	

### Bellflower Panel Corner 11820



11820	H	P	L	Unit	UPS
	11 13/16"	5/8"	11 13/16"	4/set	

## SYSTEM C


### Micro Panel Moulding #2 10820-8



10820-8	H	P	R	L	UPS
	13/16"	3/8"	-	8'	

Use with 10824 or 10825

### Micro Corners 2 10825 | 10824



10824	H	P	L	Unit	UPS
	3 1/8"	3/8"	3 1/8"	4/set	
10825	H	P	L	Unit	
	5 1/8"	3/8"	5 1/8"	4/set	

## SYSTEM D


### Micro Panel Moulding #3 10830-8



10830-8	H	P	R	L	UPS
	7/8"	1/2"	-	8'	


Use with 10833, 10834, 10836 or 10837

### Micro Corners 3 10834 | 10833



10833	H	P	L	Unit	UPS
	3 1/8"	1/2"	3 1/8"	4/set	
10834	H	P	L	Unit	
	5 1/8"	1/2"	5 1/8"	4/set	

### Micro Corners 3 10837 | 10836



10836	H	P	L	Unit	UPS
	3 1/8"	1/2"	3 1/8"	4/set	
10837	H	P	L	Unit	
	5 1/8"	1/2"	5 1/8"	4/set	

## SYSTEM E

### Coventry Panel Moulding 10300



10300	H	P	R	L	UPS	NEW
	1 15/16"	7/8"	7 1/4"	8'		

Use with 10310

### Coventry Panel Corners 10310



10310	H	P	L	Unit	UPS	NEW
	12 3/4"	7/8"	12 3/4"	4/set		


Four Panel Moulding Systems available: Panel Mouldings in this section match corresponding corners – Micro Panel Moulding #10820-8 should be ordered with Micro Corners 10824 or 10825 for example.

All mouldings available in Focal Flex™



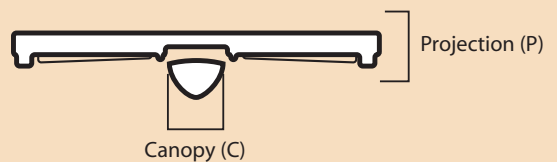
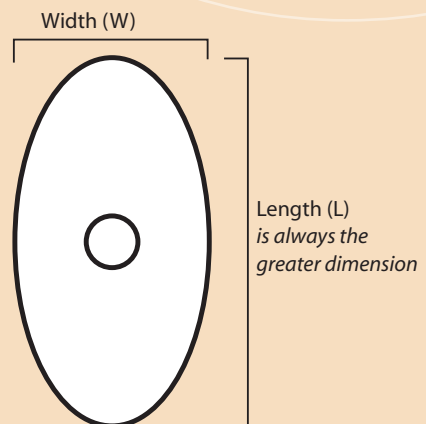
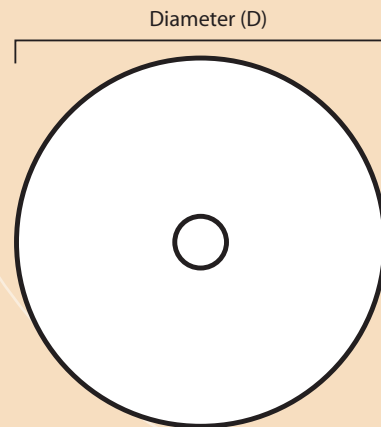
## ceiling & wall art

Beautiful details make our medallions ideal for any setting.



**Product featured:**  
A. Emma medallion  
(faux finished)  
License Number 81024

sample profile  
*key to symbols*



A "canopy" is the decorative cover that is provided with the light fixture. This is installed against the medallion to cover and allow access to the electrical box opening. If you would like to use the canopy, Focal Point provides maximum "canopy size" information.

**Unless otherwise noted, the center holes of the medallions are approximately 4"**

# Quick Clips™ medallion installation system



Focal Point's patented Quick Clips™ medallion installation system\* locks medallions into place with ease. This exclusive, time-saving system preserves the beauty of medallions by adding a simple twist to installation.

- **Fast medallion installation**
- **No patching, sanding or touch up required**
- **Perfect for decorative finishes (including Focal Finish™)**
- **No need to find studs**
- **Easy-mount hardware included**



1.

Prep

Mark anchor locations.



2.

Set


Insert anchors and screws into ceiling.



3.

Twist

Align medallion keyholes and twist into place.

Look for the  symbol throughout catalog.

*\*Compatible with select Focal Point medallions.*



# Every Room Deserves a Focal Point.



Finish A

## Brushed Opulence

Designed to complement popular brushed nickel, silver or gold fixtures, Brushed Opulence features an elegant silver finish with gold accents.

**Satin**



Finish B

## Distressed Silver

Created to coordinate with lighting fixtures and other elements that have a distressed look, Distressed Silver incorporates black flecks through its silver sheen for an artistic finish.

**Satin**



Finish C

## Sierra

Modeled after natural earth tones and elements, Sierra will complement stone and other rustic fixtures. The finish includes subtle black lowlights.

**Matte**



Finish D

## Regal Gold

Developed from a golden-hued base color, Regal Gold features both black lowlights and gold highlights.

**Satin**



Quality details. Excellent service.  
The most diverse selection of ceiling medallions and domes available. Enhance your medallion with Focal Finish™, our collection of faux finish options for Focal Point medallions. Every room deserves a Focal Point.

Due to the artistic nature of the Focal Finish™ process, each piece is unique. Slight color or pattern variations from piece to piece are considered normal.



# focal finish™

Focal Point is pleased to introduce Focal Finish™, our collection of faux finish options for Focal Point medallions. Now you don't have to be a Michelangelo to have a beautifully finished medallion. If you love the look of a stained or finished medallion, but hate the thought of finishing it yourself or hiring a professional, Focal Finish is the perfect solution.

Ten hand-applied, artistic finishes are available for more than 30 medallion choices. Our beautiful finish options are designed to complement popular lighting fixtures. So whether you have metals or earthy elements, wood or crackle finishes, Focal Point offers something to suit your style.



Finish E

### Sunset

To complement your copper or red-toned finishes, Sunset has the look of antique copper with black lowlights.

**Matte**



Finish F

### Imperial Gold

The dark gold of Imperial Gold features a dark glaze overlay with black lowlights. This finish will complement a variety of fixtures.

**Satin**



Finish G

### Weathered Bronze

Crafted to coordinate with gold or bronze fixtures, Weathered Bronze is a light bronze finish with gold lowlights.

**Matte**



Finish H

### Burnished Bronze Crackle

The dark bronze of Burnished Bronze Crackle features a crackle pattern and gold highlights. This finish will nicely complement dark or gold fixtures in particular.

**Satin**



Finish I

### Gilded Mahogany

Gilded Mahogany takes the look of stained wood to the next level by adding delicate gold accents.

**Satin**



Finish J

### Oil Rubbed Bronze

Nearly black with rubbed bronze highlights, Oil Rubbed Bronze coordinates with many of today's popular bronze fixtures.

**Matte**

# Medallions, Rims & Rosettes



**Acanthus**

	D	C	P	
81012	12"	5"	1 1/2"	UPS  Pro
81018	18"	5"	5/8"	UPS  Pro
81031	30 1/4"	5"	1 1/2"	UPS  Pro
81041	41"	5"	3/4"	UPS



**Kenwood**

	D	C	P	
80930	30"	5"	1 5/8"	UPS  Pro
80936	36"	5"	1 5/8"	UPS



**Renaissance**

	D	C	P	
81618	17 7/8"	4 3/8"	1 1/8"	UPS  Pro
81624	23 7/8"	5"	1 1/8"	UPS  Pro
81641	41"	6 1/2"	1 3/4"	UPS  Pro



**Kaitlyn**

	D	C	P	
82224	24"	5"	2 1/2"	UPS



**Antiquity**

	D	C	P	
80230	29 5/8"	5"	1 1/4"	UPS
80236	36"	6 5/16"	1 7/8"	UPS



**Grecian Leaves**

	D	C	P	
80324	24"	-	3 1/4"	UPS

Canopy not recommended; 1" hole size.



**Emma Heritage**

	D	C	P	
88528	28"	6 1/2"	2"	UPS  Pro
88546	46"	8"	3 1/4"	



**Virginia**

	D	C	P	
83636	35 13/16"	up to 14 7/8"	1 7/8"	UPS





**Egg & Dart**

	D	C	P	
83312	12 1/2"	5"	1 1/8"	UPS Pro
83318	18 5/8"	5"	1 1/8"	UPS Pro
83324	24 7/16"	5 1/2"	1 1/2"	UPS Pro
83331	31 7/16"	5 1/2"	1 1/2"	UPS Pro
83341	40 3/4"	5 1/2"	2 3/8"	UPS Pro



**Diane**

	D	C	P	
81038	38"	3 1/2"	3 3/8"	UPS Pro



**Meredith**

	D	C	P	
88427	27"	5"	2 1/4"	UPS



**Rotunda**

	D	C	P	
83012	12 3/8"	5"	1 3/16"	UPS Pro
83018	18 1/2"	5"	1 1/8"	UPS Pro
83024	24 5/16"	5 1/2"	1 3/8"	UPS Pro
83031	31 3/8"	5 1/2"	1 1/2"	UPS Pro
83034	34"	5 3/4"	2 3/4"	UPS
83041	40 7/8"	5 1/2"	2 1/8"	UPS Pro



**Lille**

	D	C	P	
81026	25 7/8"	5"	3 1/4"	UPS Pro



**Emma**

	D	C	P	
81024	23 11/16"	5"	2 3/4"	UPS Pro



**Shell & Bellflower**

	D	C	P	
83418	18 1/2"	5"	1 1/8"	UPS Pro
83424	24 3/8"	5 1/2"	1 5/8"	UPS Pro
83431	31"	5 1/2"	1 1/2"	UPS Pro



**Rondel**

	D	C	P	
83218	18 3/8"	5"	1 1/8"	UPS Pro
83224	24 3/8"	5 1/2"	1 5/8"	UPS Pro
83231	31"	5 1/2"	1 1/2"	UPS Pro



**Sunburst**

	D	C	P	
80624	23 3/4"	3 3/4"	1 1/2"	UPS
80632	33 1/16"	5"	1 5/16"	UPS

NOTE: 80624 has 3" hole, 80632 has 3 1/2" hole.

Unless otherwise noted, the center holes of the medallions are approximately 4"



# Medallions, Rims & Rosettes



**Regency**

	D	C	P	UPS Pro
80519	19 1/8"	5"	1 1/2"	UPS Pro
80524	24 3/8"	5"	1 1/2"	UPS Pro
80531	30 7/8"	5"	2"	UPS Pro



**Callista**

	D	C	P	UPS
88628	28"	6 1/2"	2 1/4"	UPS




**Versailles**

	D	C	P	UPS Pro
81033	32 1/2"	5"	2 1/2"	UPS Pro



**Maria**

	D	C	P	UPS
88730	30 1/4"	6"	2 1/2"	UPS



**Elizabeth**

	D	C	P	UPS
88630	30 1/4"	6"	2 5/8"	UPS



**Stephanie**

	D	C	P	UPS
81028	28 1/4"	5 1/4"	1 1/2"	UPS



**Larman/Brown Spangler House**

	W	L	P	C	UPS
81727	17 1/4"	26 7/8"	1 5/8"	2 1/2"	UPS

NOTE: 81727 has 1" hole



**Raleigh**

	W	L	C	P
82345	37 3/8"	45"	5 1/2"	3 1/16"



**Renaissance Revival**

	W	L	C	P	UPS
82439	28 7/8"	38 1/8"	-	1 13/16"	UPS

NOTE: 82439 has 1" hole



**Thomas/Arnett House**

	W	L	C	P	UPS
82238	38 1/8"	-	5 1/4"	2 5/8"	UPS



**British Victorian**

	W	L	C	P	UPS
81030	21"	30 3/8"	2 3/4"	1"	UPS



**Rachael**

	W	L	C	P
<b>81067</b>	43 1/2"	67 1/2"	5 1/4"	1 1/2"



**Hampton**

	D	C	P
<b>81336</b>	35 3/4"	2 1/2"	1 1/2"

NOTE: 81336 has 1" hole

## The D'Evereux Medallion Series



**D'Evereux Center**

	D	C	P
<b>83715</b>	14 3/4"	2 1/2"	2 7/8"

Note: 83715 has 1" hole

**D'Evereux Medallion**

	D	C	P
<b>83741</b>	41 1/2"	8 3/4"	1 7/8"



**D'Evereux Rim**

	OD	P	W
<b>83700</b>	62 1/16"	1 7/8"	9 11/16"

See p. 13 for photo of installed D'Evereux.



**Robyn**

	D	C	P
<b>88051</b>	51"	5"	1 3/4"

See p. 58 for matching door system.



**Isabel**

	D	C	P
<b>88644</b>	44 1/2"	8 1/4"	4"

Unless otherwise noted, the center holes of the medallions are approximately 4"



# Medallions, Rims & Rosettes



**Allesandra**

	D	C	P	
88821	20 11/16"	5 1/4"	1 1/2"	UPS



**Grecian Flower**

	D	C	P	
85021	20 1/4"	3 3/4"	1 1/2"	UPS



**Sunflower**

	D	C	P	
85023	23 5/8"	-	2 1/8"	UPS
85020	29 3/4"	-	2 3/8"	



**Salerno**

	D	C	P	
88826	26 3/16"	3 3/4"	3"	UPS



**Cassiopeia**

	D	C	P	
81126	26"	6"	1 7/8"	UPS



**Dauphine**

	D	C	P	
85019	18 7/8"	-	1 5/8"	UPS



**Waltz**

	W	L	C	P	
88021	17"	20 5/8"	-	1 1/8"	UPS



**Nicole**

	D	C	P	
88824	24x24"	5 1/2"	2 1/4"	UPS



**Caroline**

	D	C	P	
81128	28"	6"	1 7/8"	UPS



**Lauren**

	W	L	C	P	
81125	12 5/8"	24 7/8"	-	1 7/8"	UPS



**Victoriana**

	W	L	C	P	
85024	12 1/4"	23 3/4"	-	1 3/4"	UPS



# mini medallions



**Savannah**

<b>80116</b>	<b>D</b>	<b>C</b>	<b>P</b>		
	15 1/4"	-	2 1/8"		



**Beaux Art**

<b>80015</b>	<b>W</b>	<b>L</b>	<b>C</b>	<b>P</b>	
	14 3/8"	-	2 1/2"	2 3/4"	

NOTE: 80015 has 1" hole



**Francesca**

<b>81115</b>	<b>D</b>	<b>C</b>	<b>P</b>		
	15 3/8"	5 1/2"	1 1/8"		



**Clements/Schmidt House**

<b>81816</b>	<b>D</b>	<b>C</b>	<b>P</b>	
	16 3/16"	5"	1 1/8"	

NOTE: 81816 has 3 1/2" hole



**Avery**

<b>87116</b>	<b>D</b>	<b>C</b>	<b>P</b>	
	15 7/8"	4"	1"	



**Anemone**

<b>85112</b>	<b>D</b>	<b>C</b>	<b>P</b>		
	11 3/4"	-	1 3/8"		

Small in size, big in style, these medallions are ideal for ceiling fans, small rooms, entryways, hallways or other compact areas.

## Choosing the right size medallion for your home:

- For a dining room, entryway or bedroom, choose a medallion that has a larger diameter than the light fixture.
- For a powder room or small hallway, choose a medallion that is smaller than the light fixture.
- It is not recommended that the medallion is the same size as the fixture. This creates a "column" effect that perceptually lowers the ceiling and makes the room seem smaller.



**Classic**

<b>87316</b>	<b>D</b>	<b>C</b>	<b>P</b>	
	15 13/16"	4"	1 1/8"	



**Victoria**

<b>87216</b>	<b>D</b>	<b>C</b>	<b>P</b>	
	16"	4"	1"	



**Rococo**

<b>89617</b>	<b>D</b>	<b>C</b>	<b>P</b>		
	16 1/4"	-	2 1/8"		

# easy elegance in 3 simple steps

## K-ease™ Medallion System


Create a stir with the K-ease™ medallion, an easy-to-install system that is perfect for do-it-yourself homeowners. Mix and match keystones to design your own custom creation. The K-ease medallion installs around the existing light fixture, so there is no need for electrical work!



### How the K-ease™ System works:

1.  Begin with the base medallion
2.  Choose your keystones
3.  Install your custom medallion

Purchase a base medallion and choose from coordinating keystones to create a custom medallion.



Premier Base Medallion				UPS
D	C	P	Unit	
89024	24"	5 1/2"	1 1/2"	2 pcs/set



Classic Keystones				UPS
L	W	Unit		
90024	9"	5"	4 pcs/set	



Florence Keystones				UPS
L	W	Unit		
90124	9"	5"	4 pcs/set	



Manhattan Keystones				UPS
L	W	Unit		
90224	9"	5"	4 pcs/set	




Sidney Keystones				UPS
L	W	Unit		
90324	9"	5"	4 pcs/set	



Santa Fe Keystones				UPS
L	W	Unit		
90424	9"	5"	4 pcs/set	

# decorative rims



Decorative rims add a unique flair, especially when paired with medallions. Focal Point rims are available in a variety of styles and sizes. Use contrasting color for a dramatic statement.

### Products featured above left:

- A. D'Evereux Rim  
License Number 83700
- B. Rotunda Medallion  
License Number 83018

**D'Evereux Rim\***

**83700**





<b>83700</b>	<b>W</b>	<b>ID</b>	<b>OD</b>	<b>P</b>		
	9 5/8"	43"	62 1/16"	1 3/4"		

**Wilton Rim\***

**98501 | 98511**





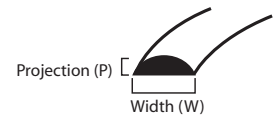
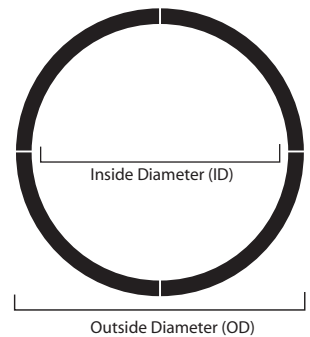
<b>98501</b>	<b>W</b>	<b>ID</b>	<b>OD</b>	<b>P</b>	
	3"	35"	41"	7/8"	
<b>98511</b>	3"	58 1/2"	64 1/2"	7/8"	

**Rondel Rim\***

**98503 | 98513**



<b>98503</b>	<b>W</b>	<b>ID</b>	<b>OD</b>	<b>P</b>	
	3"	35"	41"	15/16"	
<b>98513</b>	3"	58 1/2"	64 1/2"	15/16"	



\*All rims are packaged in sets of 4 sections.



# rosettes



**Cosmos Rosette**

*85033	D	P	
	5 1/2"	1 1/16"	



**Periwinkle Rosette**

85001	D	P	Unit
	3 1/8"	5/8"	Set of 4



**Mimosa Rosette**

85002	D	P	Unit
	3 3/4"	3/4"	Set of 4



**Aster Rosette**

*85032	D	P	
	5"	15/16"	



**Chelsea Rosette**

85000	W	L	P	Unit
	4"	4"	1"	Set of 4




**Poppy Rosette**

85004	D	P	
	6 1/2"	1 1/4"	

**Design Tip:** Create the illusion of greater height by combining vertical elements and accents to lead the eyes upward.

**Products featured at right:**

- A. Periwinkle Rosette  
License Number 85001





**Chantilly Rosette**

	D	P	
85005	6 1/8"	1 3/8"	UPS
*85031	5 1/2"	1 5/8"	UPS



**Ivory Rosette**

	D	P	
*85030	5"	7/8"	UPS



**Gardenia Rosette**

	W	L	P	
85414	5 11/16"	5 11/16"	13/16"	UPS NEW
85314	4 1/16"	4 1/16"	5/8"	UPS NEW



**Fleur de lis Rosette**

	W	L	P	
85417	4"	6"	5/8"	UPS NEW
85317	2 3/4"	4"	7/16"	UPS NEW



**Dahlia Rosette**

	D	P	
85436	3 3/4"	1/2"	UPS NEW



**Madison Block Rosette**

	W	L	P	
97730	3 7/8"	3 7/8"	1 1/2"	UPS NEW



**Rutherford Block Rosette**

	W	L	P	
97530	3 15/16"	3 15/16"	1 7/16"	UPS NEW



**Lotus Rosette**

	W	L	P	
85438	4 1/4"	4 1/4"	1 1/16"	UPS NEW



**Wisteria Rosette**

	W	L	P	
85415	8 13/16"	4 7/8"	3/4"	UPS NEW
85315	5 13/16"	3 1/8"	7/16"	UPS NEW



**Anatole Block Rosette**

	W	L	P	
98900	4 5/16"	4 5/16"	1 1/8"	UPS NEW




**Camellia Rosette**

	W	L	P	
97535	6"	4 1/2"	3/4"	UPS NEW

**Decorative rosettes can add sophisticated style or make the practical beautiful. They are ideal for:**

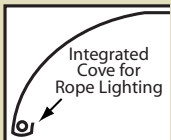
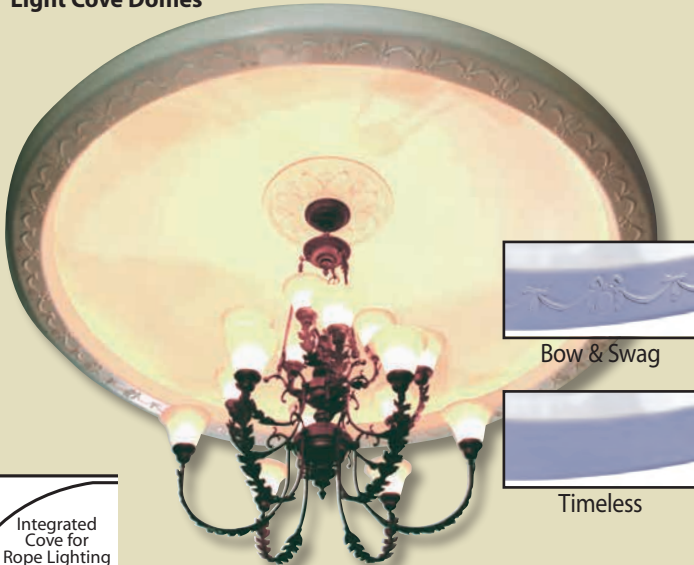
- Borders under mouldings
- Accents in wainscoting
- Accent picture hangers
- Door and window frames
- Mirror corner accents
- Draw-backs for curtains
- Medallion hole covers

\* Sized to cover 4" medallion holes



# taking style to new heights

## Light Cove Domes



	Inside Diam.	Outside Diam.	Rough Opening	Opening Depth	Interior Depth	Rim Width	Med. Size
<b>Bow &amp; Swag Light Cove - 98521</b>	71"	78"	75 1/2"	15 1/2"	15 1/2"	1 1/2"	20"
<b>Timeless Light Cove -98550</b>	71"	78"	75 1/2"	15 1/2"	15 1/2"	1 1/2"	20"

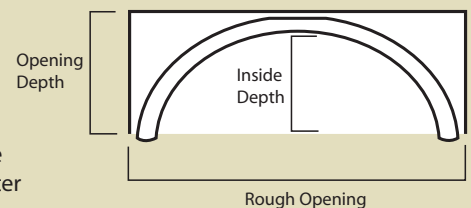
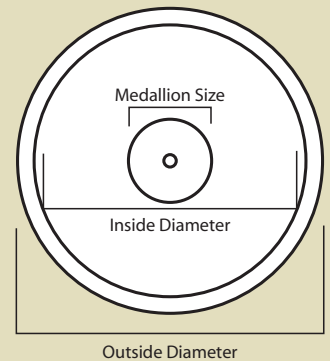
Shown here with Renaissance Medallion, License Number 81618

Grand proportions give our domes a sophisticated presence. Top off your space with ceiling domes in round or elliptical shapes. Made of lightweight fiberglass, Focal Point domes feature intricate details and deep curves. They add the beauty and height of tray ceilings but install at a fraction of the cost. Decorative domes are ideal in entryways, hallways and dining rooms.

### Features:

- Lightweight fiberglass material
- Deep detail and curve
- Available in round and elliptical shapes

### sample profile key to symbols



### Product featured at left:

- A. Bow & Swag Light Cove Dome (faux painted)  
License Number 98521

Fiberglass domes come with a pre-marked center for easy installation of lighting or medallion.





Photo Courtesy: The Blindside (Focal Point Design Contest Winner)




**Wilton Dome – Round and Elliptical**




	Inside Diam.	Outside Diam.	Rough Opening	Opening Depth	Interior Depth	Med. Size	
98520	35 7/8"	40 1/4"	36 1/2"	7 1/4"	7"	12"	<b>Pro</b>
98530	59 3/4"	65 1/8"	60 3/4"	12 3/4"	12 1/2"	18"	<b>Pro</b>
98540	83 3/4"	89 1/4"	84 3/4"	14 3/4"	14 3/8"	24"	
98560	35" x 48"	41" x 54"	35 1/2" x 48 1/2"	7 1/2"	8"	12"	
98570	52 3/4" x 72"	58 3/4" x 78"	54" x 73 1/2"	10 1/4"	10"	18"	

**Rondel Dome – Round and Elliptical**




	Inside Diam.	Outside Diam.	Rough Opening	Opening Depth	Interior Depth	Med. Size	
98523	35 1/2"	41 7/8"	36 1/2"	7 1/4"	7"	12"	<b>Pro</b>
98533	59 3/4"	65 3/4"	60 3/4"	12 3/4"	12 1/2"	18"	<b>Pro</b>
98563	35" x 48"	41" x 54"	35 1/2" x 48 1/2"	7 1/2"	8"	12"	
98573	52 3/4" x 72"	58 3/4" x 78"	54" x 73 1/2"	10 1/4"	10"	18"	

**Wesley Rimless Dome – Round**



	Inside Diam.	Outside Diam.	Rough Opening	Opening Depth	Interior Depth	Med. Size
98525	35 3/4"	35 7/8"	36"	7 1/4"	7"	12"
98535	59 3/4"	60"	60 1/4"	12 3/4"	12 1/2"	18"
98545	83 3/4"	84"	84 3/4"	14 3/4"	14 1/2"	24"

**Stratford Dome – Square**



Stratford Dome	L	W	P	
98350	48 1/2"	48 1/2"	4 3/4"	<b>NEW</b>

**Add drama and sophistication to a room with a square dome!**

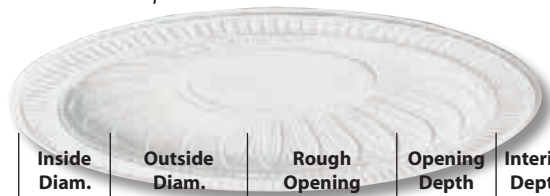
**Symphony Surface Mount Dome**



	Inside Diam.	Outside Diam.	P	
98400	24"	34 1/2"	4 1/2"	<b>NEW</b>

The Sanford and Hopkins domes fit the depth of a standard 2 x 6 ceiling, match our moulding and medallion styles, and are made from the same high-density polyurethane.

**Sanford Dome – Elliptical**



	Inside Diam.	Outside Diam.	Rough Opening	Opening Depth	Interior Depth
98580	36" x 27"	44 1/2" x 35 1/2"	41 1/2" x 32 1/2"	3 7/8"	3 1/4"

**Hopkins Dome – Round**



	Inside Diam.	Outside Diam.	Rough Opening	Opening Depth	Interior Depth
98590	21"	27"	24 1/4"	3 7/8"	3 1/4"

# a cut above the ordinary

Focal Point niches exude elegance. These beautiful details transform walls into smart space-saving displays to highlight artwork and other notables.



**Monterey**

	W	H	UPS
*91520	16 7/8"	36"	



**Sonoma**

	W	H	UPS
*91590	16 7/8"	36"	<b>Pro</b>
91840	29 3/4"	56 3/4"	



**Bellemeade**

	W	H	UPS
91410	15 5/8"	29 5/8"	



**Product featured at left:**

A. Gainsborough Niche  
License Number 91000



**Regency**

	W	H
91200	27 1/4"	56"
91300	32 7/8"	58 1/2"



**Waverly II**

	W	H
91630	22 3/4"	43 3/8"
*91770	16 3/4"	36 1/2"

## Surface Mount Niche

No construction necessary for this beautiful wall-mounted piece. Simply place it on any wall that needs added interest.



**Ambassador Surface Mount Niche**

	W	H
91900	27 3/4"	42 1/2"

\*THESE  
NICHEs FIT  
STANDARD 2X4  
CONSTRUCTION



**Waverly**

	W	H
*91790	16 3/4"	36 1/2"



**Chatham**

	W	H
91240	29 3/4"	57 1/8"



**Gainsborough**

	W	H
91000	27 1/4"	56"
91350	32 7/8"	58 1/2"

For a complete niche measurement guide see page 55.



# niche caps



Create custom bookcases or built-in shelves with niche caps

**Product featured at left:**  
 A. Geneva Niche Cap  
 License Number 91002

**Geneva Niche Cap**

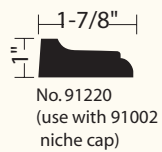
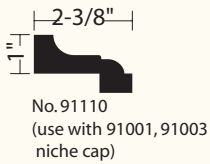
91001 | 91002 | 91003

**Osborne Niche Kit**

91004 | 91005 | 91006

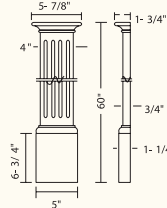


**CASINGS**



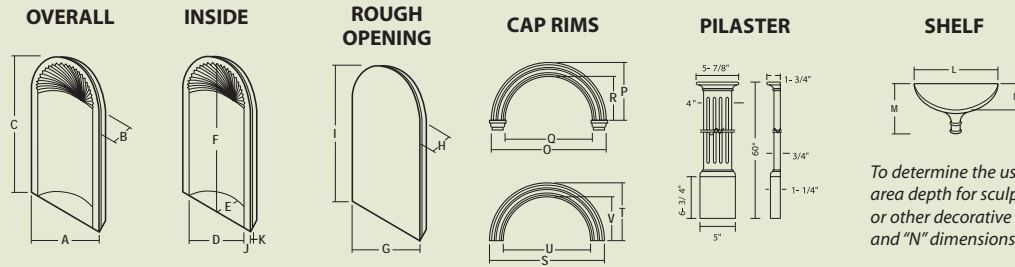
Available in three sizes, the cap is separated from the casing by plinths, and curved plywood used for the backing. Installed with Wood Casings 91110 or 91220 (sold separately in 8 ft. lengths), the overall niche can be any height, and made to fit your application.

**PILASTER**



Each kit contains a niche cap, rim, two pilasters. Install with Fluted Pilasters 92260 (sold with kit). The backing is created using curved plywood or tempered hardboard cut to the desired size.

*For a complete niche measurement guide see page 55.*



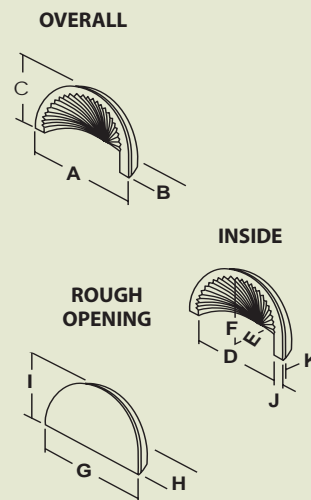
To determine the usable display area depth for sculptures, flowers or other decorative items, add "E" and "N" dimensions.

	91000	91350	91200	91300	91240	91630	91770*	91790*	91410	91590*	91840	91520*	91900
<b>A</b>	27 1/4"	32 7/8"	27 1/4"	32 7/8"	29 3/4"	22 3/4"	16 3/4"	16 3/4"	15 5/8"	16 7/8"	29 3/4"	16 7/8"	27 1/2"
<b>B</b>	9"	9 7/8"	9"	9 7/8"	10"	7 5/8"	4"	4"	6 3/4"	5"	8 1/4"	5"	1"
<b>C</b>	56"	58 1/2"	56"	58 1/2"	57 1/8"	43 3/8"	36 1/2"	36 1/2"	29 5/8"	36"	56 3/4"	36"	42 1/2"
<b>D</b>	25 1/2"	31"	25 1/2"	31"	24"	17 3/4"	12 3/4"	12 3/4"	10 1/2"	13"	25 1/4"	13"	15"
<b>E</b>	7 3/4"	9"	7 3/4"	9"	7 3/4"	6 5/16"	3 1/2"	3 1/2"	5"	3 1/2"	7 5/8"	3 1/2"	9"
<b>F</b>	53 5/8"	56 1/2"	53 5/8"	56 1/2"	53 5/8"	39 13/16"	34 1/4"	34 1/4"	25 13/16"	33 5/16"	53 3/4"	33 5/16"	32 3/8"
<b>G</b>	28"	33 1/2"	28"	33 1/2"	28"	21 3/8"	14 1/2"	14 1/2"	12 1/2"	14 1/2"	28"	14 1/2"	-
<b>H</b>	9 1/4"	10 1/2"	9 1/4"	10 1/2"	9 1/4"	7 1/4"	4"	4"	6"	4"	9 1/4"	4"	-
<b>I</b>	56 1/2"	59 1/2"	56 1/2"	59 1/2"	56"	42 1/2"	35 1/2"	35 1/2"	28 1/4"	35"	56"	35"	-
<b>J</b>	5 7/8"	5 7/8"	5 7/8"	5 7/8"	2"	2 3/8"	1 7/8"	1 7/8"	2 5/16"	1 3/4"	2"	1 3/4"	2 7/8"
<b>K</b>	1 3/4"	1 3/4"	1 3/4"	1 3/4"	7/8"	9/16"	5/8"	5/8"	13/16"	1"	1 1/4"	1"	2 5/8"
<b>L</b>	34 3/4"	41"	34 3/4"	41"	31 5/16"	25 9/16"	18 1/4"	17 1/4"	16 5/8"	17 1/4"	31 5/16"	17 3/4"	23 3/4"
<b>M</b>	3 1/8"	3 1/4"	3 1/8"	3 1/4"	3 1/8"	8 7/8"	6 1/4"	3 1/8"	6"	3 1/8"	3 1/8"	3 1/8"	6 1/2"
<b>N</b>	3 1/8"	3 1/8"	3 1/8"	3 1/8"	3 1/8"	7 1/2"	5 1/4"	3 1/8"	6 1/8"	3 1/8"	3 1/8"	3 1/8"	9"
<b>O</b>	-	-	33 1/2"	39"	-	-	-	-	-	-	-	-	27 1/2"
<b>P</b>	-	-	16 7/8"	21"	-	-	-	-	-	-	-	-	8 3/8"
<b>Q</b>	-	-	24 1/8"	29 3/4"	-	-	-	-	-	-	-	-	15"
<b>R</b>	-	-	13 3/8"	17 1/2"	-	-	-	-	-	-	-	-	5"
<b>S</b>	32 1/4"	39 1/4"	-	-	-	-	-	-	-	-	-	-	-
<b>T</b>	8 1/8"	12 5/16"	-	-	-	-	-	-	-	-	-	-	-
<b>U</b>	25 1/4"	31"	-	-	-	-	-	-	-	-	-	-	-
<b>V</b>	11 5/8"	15 7/8"	-	-	-	-	-	-	-	-	-	-	-

\* Fits standard 2x4 construction

niche measuring guide

		Osborne 91004	Osborne 91005	Osborne 91006	Geneva 91001	Geneva 91002	Geneva 91003
<b>OVERALL</b>	<b>A</b>	42 1/2"	29 3/4"	37 3/16"	42 1/2"	29 3/4"	37 3/16"
	<b>B</b>	17"	10"	12"	17"	10"	12"
	<b>C</b>	23 1/2"	16 1/8"	18 1/4"	23 1/2"	16 1/8"	18 1/4"
<b>INSIDE</b>	<b>D</b>	36"	24"	28 3/4"	36"	24"	28 3/4"
	<b>E</b>	14 3/4"	8 1/2"	10"	14 3/4"	8 1/2"	10"
	<b>F</b>	20 1/4"	13"	14 3/8"	20 1/4"	13"	14 3/8"
<b>ROUGH OPENING</b>	<b>G</b>	40"	28"	34"	40"	28"	34"
	<b>H</b>	16 1/2"	9 1/4"	11"	16 1/2"	9 1/4"	11"
	<b>I</b>	22 1/4"	15 1/2"	17 1/2"	22 1/4"	15 1/2"	17 1/2"
<b>Wood Casing*</b>		n/a	n/a	n/a	<b>91110</b>	<b>91220</b>	<b>91110</b>
<b>Pilaster</b>		60" – included in kit			n/a	n/a	n/a



\* Wood casing is 8 ft. length.

niche cap measuring guide

## elegant entryways

The front door and entryway are the first areas people see; make these features a plus for your home. First impressions will be lasting with a door surround system by Focal Point. Choose from our licensed historical collections or mix and match elements to design your own entrance. Focal Point products are made of durable polyurethane, which resists mold, mildew and rot. Our door systems add architectural detail and enhance curb appeal.



**Product featured at right:**

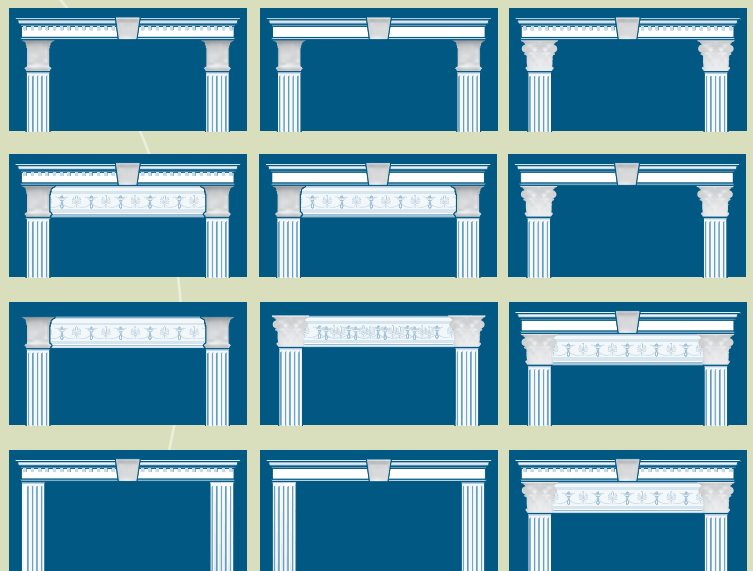
- |  |   |  |
|--|---|--|
| A. Colonial Cross Head<br>License Number 97920 | C. Venetian Capital<br>License Number 97910 | E. Fluted Pilaster<br>License Number 97900 |
| B. Classic Keystone<br>License Number 97925    | D. Georgian Frieze<br>License Number 15205  |  |

## Mix and Match Door Systems

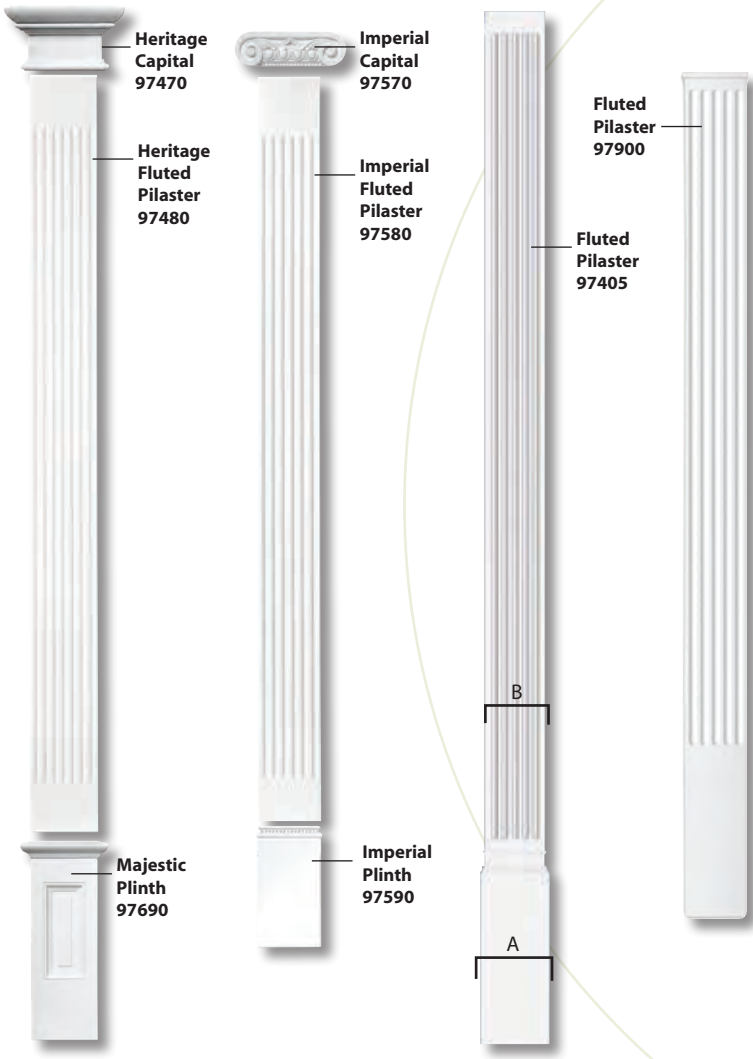
Our mix and match elements allow you to design your own entryway - inside or out.




### Just a Few Doorway Options







**QuickFit™ Coped Capitals**  
Sold as a set/2  
Coped to fit our friezes



CAPITALS	W	H	P	
97910 - Venetian	8 3/8"	7 1/4"	2 1/8"	
97911 - Venetian Coped/2	8 3/8"	7 1/4"	2 1/2"	
97905 - Siena	7 1/2"	7 1/4"	2 1/8"	
97906 - Siena Coped/2	7 1/2"	7 1/4"	2 1/2"	
97470 - Heritage	12 1/2"	6 11/16"	3"	
97570 - Imperial	10 1/4"	3 1/8"	2 3/4"	

PILASTERS & PLINTHS	W	H	P	
97480 - Heritage Pilaster	7 3/4"	86 5/8"	3/4"	
97580 - Imperial Pilaster	6 1/2"	78 3/4"	11/16"	
97900 - Fluted Pilaster	6"	90"	1 1/4"	
97690 - Majestic Plinth	11 15/16"	25 3/16"	2 3/8"	
97590 - Imperial Plinth	7 11/16"	14"	1 3/16"	
97405 - Fluted Pilaster	(A) 6" (B) 5 1/4"	89 3/4"	1 5/16"	

**Siena Cross Head** 97915

97915	H	P	R	L	
	6"	2 7/8"	-	60"	

**Siena Frieze** 15215

15215	H	P	R	L	
	7 1/2"	1 3/4"	-	92 1/4"	

**Colonial Cross Head** 97920


97920	H	P	R	L	
	6"	2 7/8"	1 15/16"	60"	

**Georgian Frieze** 15205

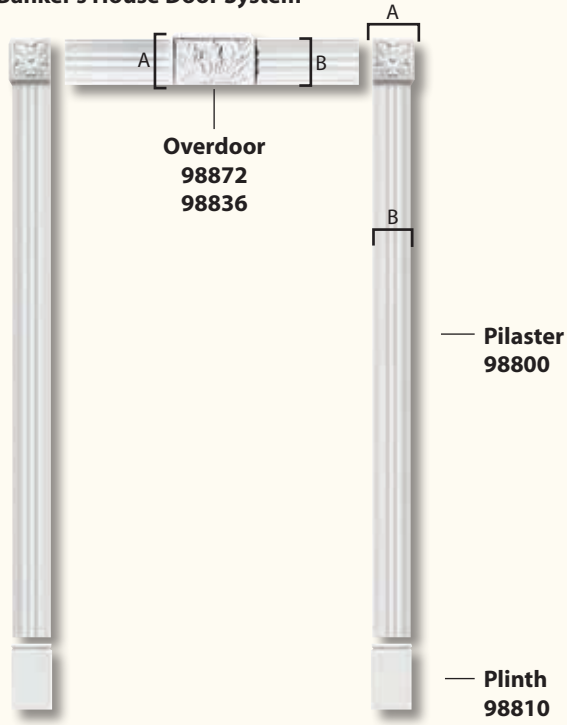
15205	H	P	R	L	
	7 1/2"	1 3/4"	7 1/8"	92 1/4"	

**Classic Keystone** 97925

97925	W	H	
	6 3/4"	6 3/4"	



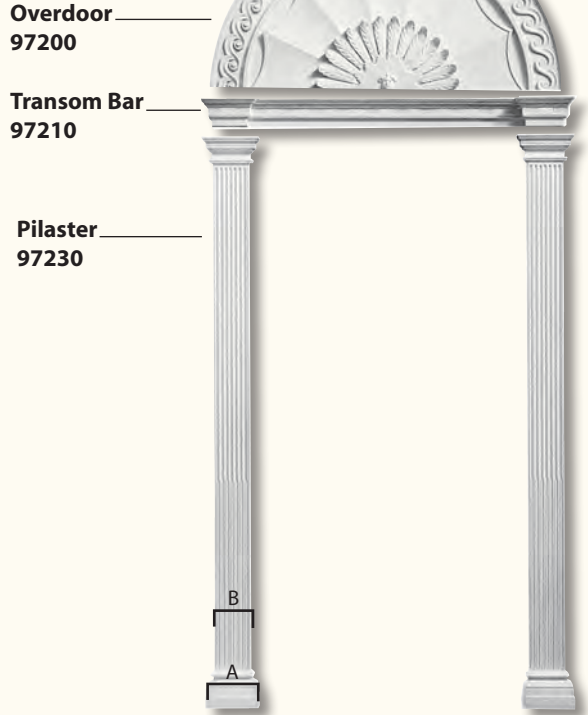
**Banker's House Door System**



	W	H	P	
<b>98872 Overdoor</b>	75 1/2"	(A) 6 1/2" (B) 6"	1"	
<b>98836 Overdoor</b>	37 7/8"	(A) 6 1/2" (B) 6"	1"	
<b>98800 Pilaster</b>	(A) 6 1/2" (B) 6"	91 7/8"	1"	
<b>98810 Plinth</b>	6 3/8"	10 3/8"	1"	



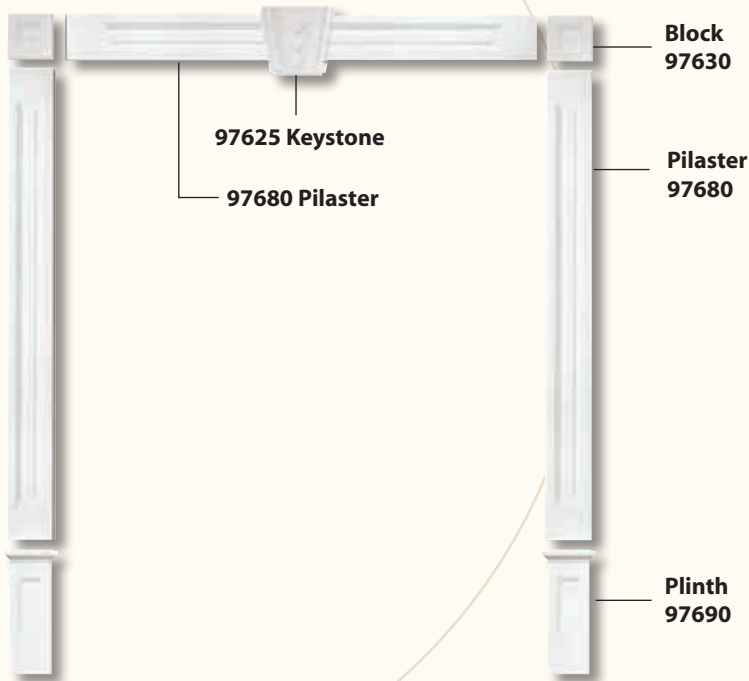
**Robin Door System**



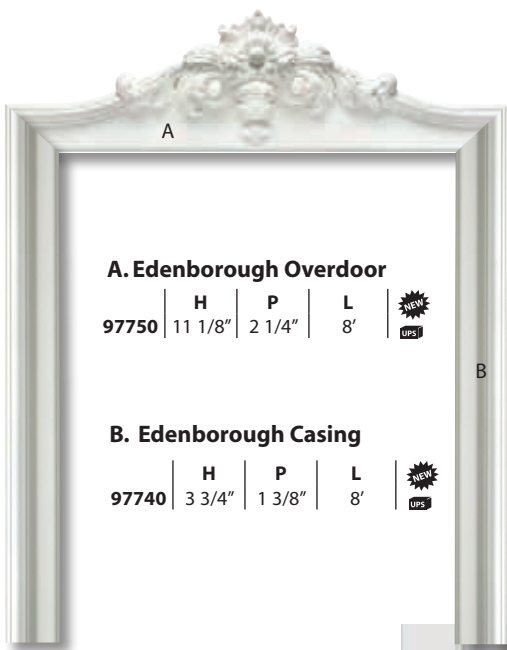
	W	H	P	
<b>97200 - Overdoor</b>	50 1/2"	25 1/4"	1 3/4"	
<b>97210 - Transom Bar</b>	53 3/8"	3 15/16"	3 1/2"	
<b>97230 - Pilaster</b>	(A) 8" (B) 5 1/4"	85 1/2"	2 1/2"	

(See page 43 for matching medallion #88051)

**Majestic Door System**



	W	H	P	
<b>97680 Pilaster</b>	7 3/4"	78 3/4"	3/4"	
<b>97690 Plinth</b>	11 5/16"	25 3/16"	2 3/8"	
<b>97630 Block</b>	8 5/16"	8 5/16"	1 3/16"	
<b>97625 Keystone</b>	12 3/16"	11 1/8"	2 3/16"	



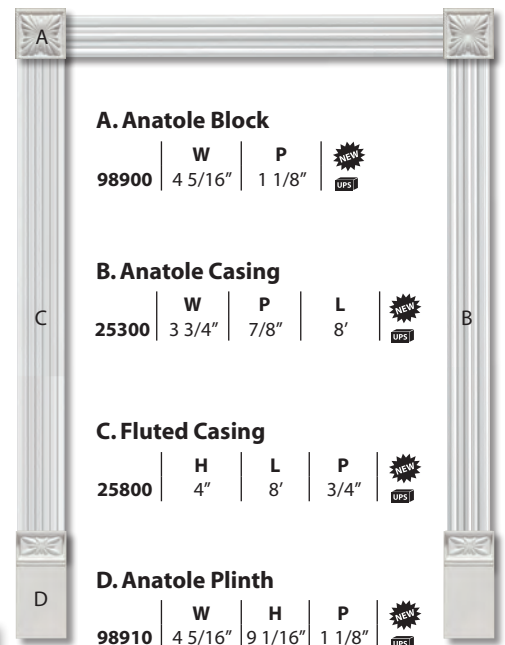
**A. Edenborough Overdoor**

97750	H	P	L	
	11 1/8"	2 1/4"	8'	

**B. Edenborough Casing**

97740	H	P	L	
	3 3/4"	1 3/8"	8'	

Design your ideal door or window surround with our customizable components. All products are primed, moisture resistant polyurethane. A variety of rosettes enable you to showcase your style.



**A. Anatole Block**

98900	W	P	
	4 5/16"	1 1/8"	

**B. Anatole Casing**

25300	W	P	L	
	3 3/4"	7/8"	8'	

**C. Fluted Casing**

25800	H	L	P	
	4"	8'	3/4"	

**D. Anatole Plinth**

98910	W	H	P	
	4 5/16"	9 1/16"	1 1/8"	



**Pendleton Overdoor**

97540

97540	H	P	W	
	7 11/16"	1 3/8"	49 3/8"	

**Pendleton Casing**

97550

97550	H	P	L	
	3 5/8"	1 7/16"	8'	

**Pendleton Accents**

97560



97560	H	P	L	Unit	
	4 3/8"	1/2"	12"	Set of 2	

**Radiance Accent**

97860



97860	H	P	L	
	4 9/16"	11/16"	17 3/8"	



**Camellia Rosette**

97535	W	L	P	
	6"	4 1/2"	3/4"	



**Madison Block Rosette**

97730	W	L	P	
	3 7/8"	3 7/8"	1 1/2"	



**Rutherford Block Rosette**

97530	W	L	P	
	3 15/16"	3 15/16"	1 7/16"	



**Gardenia Rosette**

85414	W	L	P	
	5 11/16"	5 11/16"	13/16"	
85314	W	L	P	
	4 1/16"	4 1/16"	5/8"	



**Wisteria Rosette**

85415	W	L	P	
	8 13/16"	4 7/8"	3/4"	
85315	W	L	P	
	5 13/16"	3 1/8"	7/16"	



**Fleur de lis Rosette**

85417	W	L	P	
	4"	6"	5/8"	
85317	W	L	P	
	2 3/4"	4"	7/16"	

See pages 48 & 49 for more rosette options.



## shelves/mantels



**Egg & Dart Shelf**

	L	H	D	
<b>94136</b>	36"	4 7/8"	7 1/2"	
<b>94148</b>	48"	4 7/8"	7 1/2"	
<b>94160</b>	60"	4 7/8"	7 1/2"	



**Leaf & Dart Shelf**

	L	H	D	
<b>94236</b>	36"	4 7/8"	7 1/2"	
<b>94248</b>	48"	4 7/8"	7 1/2"	
<b>94260</b>	60"	4 7/8"	7 1/2"	



**Rope Shelf**

	L	H	D	
<b>94336</b>	36"	4 7/8"	7 1/2"	
<b>94348</b>	48"	4 7/8"	7 1/2"	
<b>94360</b>	60"	4 7/8"	7 1/2"	



**Dentil Shelf**

	L	H	D	
<b>94436</b>	36"	4 7/8"	7 1/2"	

Shelves turn collectibles and frames into an artful display. Primed and ready to be painted or finished, these sturdy ledges boast a 7 1/2" depth to accommodate large items. Our easy-mount hardware makes installation easy.

**Product featured at right:**

A. Rope Shelf (distressed finish)  
License Number 94336



**Product featured:**

36" Rope Shelf with two  
Lexington Corbels, 39420

Focal Point shelves are a quick and easy way to add a personal touch to everyday things.

- No visible means of support
- Combine with corbels for a unique look
- Decorative architectural detail
- Easy to install
- Lightweight, one-piece shelf
- Paint or faux finish
- All hardware for installation included



A

# decorative corbels

**Classic 93200**



<b>93200</b>	<b>W</b>	<b>H</b>	<b>P</b>	
	12"	20 1/2"	8 3/4"	

**Kingsley 38340**



<b>38340</b>	<b>W</b>	<b>H</b>	<b>P</b>	
	3 5/8"	17 1/4"	8 7/8"	

**Veranda 38570**



<b>38570</b>	<b>W</b>	<b>H</b>	<b>P</b>	
	8 1/4"	15 1/16"	5 3/16"	

**Monticello 38330**



<b>38330</b>	<b>W</b>	<b>H</b>	<b>P</b>	
	4 5/8"	9 1/2"	2 1/2"	

**Grecian 38310**



<b>38310</b>	<b>W</b>	<b>H</b>	<b>P</b>	
	6 1/8"	9 3/8"	3 3/4"	

**Acanthus 93220**



<b>93220</b>	<b>W</b>	<b>H</b>	<b>P</b>	
	9 11/16"	8 15/16"	5 1/4"	

**Lexington 39420**



<b>39420</b>	<b>W</b>	<b>H</b>	<b>P</b>	
	5 3/16"	8 5/8"	3 11/16"	

**Maderia 38350**



<b>38350</b>	<b>W</b>	<b>H</b>	<b>P</b>	
	5 1/2"	8 1/2"	3 5/8"	

**Shell 93210**



<b>93210</b>	<b>W</b>	<b>H</b>	<b>P</b>	
	10 1/2"	7 5/8"	6 3/8"	

**Courtesan 38370**



<b>38370</b>	<b>W</b>	<b>H</b>	<b>P</b>	
	4 5/16"	6 5/8"	2 3/8"	

**Tivoli 38230**



<b>38230</b>	<b>W</b>	<b>H</b>	<b>P</b>	
	4"	5 9/16"	2 9/16"	



Use corbels as a decorative foundation for a collectible. Combined with decorative shelves, cabinetry or mouldings, corbels add depth and character to a design.

**Product featured at right:**  
 A. Classic Corbel  
 License Number 93200



## artistic accents



Inspired by traditional wall ornaments, our polyurethane accents look like stone, plaster, or carved wood. They are lightweight and durable enough for use inside or outside. Choose one to convey your personal style.

**Design Tip:** Make a wall accent into a headboard. Give your bedroom a chic look with a unique place to rest your head.

**Products featured at right:**

- A. Classic Corbel  
License Number 93200
- B. Georgian Wall Plaque  
License Number 97010





# wall accents & accessories

**Georgian Wall Plaque**

**97010**



	W	H	P	
97010	36 1/4"	23 1/4"	1 5/8"	UPS

**Grand Paces**

**97100**



	W	H	P	
97100	71 1/2"	25 15/16"	3"	

**Royal Gardens Wall Plaque**

**97000**



	W	H	P	
97000	41 5/8"	14 3/8"	1 1/4"	UPS



**Seraphine Accent**

	H	W	P	Unit	
99400	9 1/8"	6 1/8"	3/4"	Set of 2	UPS



**Nicole**

	D	C	P	
88824	24x24"	5 1/2"	2 1/4"	UPS



**Cameo Accent**

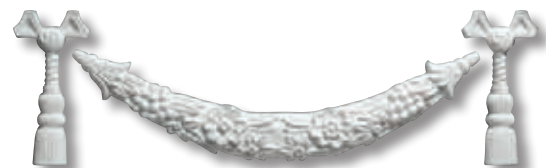
	H	W	P	
99434	8 7/8"	35 9/16"	1 5/8"	UPS



**Rose Bouquet Accent**

	H	W	P	
99436	12 5/8"	35 13/16"	2"	UPS

**Hawthorne Festoon & Tassels**




	W	H	P	
<b>Small Festoon – 97612</b>	26 1/4"	7 3/16"	1 1/8"	UPS
<b>Large Festoon – 97614</b>	30 1/2"	7 3/4"	1"	UPS
<b>Tassel – 97610 (pair)</b>	5"	9 7/8"	1"	UPS

*Hawthorne Festoons and Tassel are sold separately.*

# stylish stair brackets

Rococo

99014 – Left  
99024 – Right



99014/99024	W 11 7/8"	H 7 7/8"	P 3/4"	UPS!	FLEX
-------------	--------------	-------------	-----------	------	------

Colonial

99114 – Left  
99124 – Right



99114/99124	W 12"	H 7 1/2"	P 1/2"	UPS!	FLEX
-------------	----------	-------------	-----------	------	------

Victorian - Small

99914 – Left  
99924 – Right



99914/99924	W 8 1/4"	H 6 3/4"	P 15/16"	UPS!	FLEX
-------------	-------------	-------------	-------------	------	------

Victorian - Large

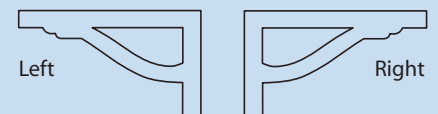
99514 – Left  
99524 – Right



99514/99524	W 11 3/8"	H 7 3/8"	P 7/8"	UPS!	FLEX
-------------	--------------	-------------	-----------	------	------



Step up your style with Focal Point stair brackets. Reminiscent of the great mansions of Europe and the Antebellum South, our stair brackets are available in "right" or "left" configurations to match your staircase direction.



**Product featured at left:**

A. Victorian Small Bracket  
License Number 99924

All brackets shown on this page are "right" brackets. Stair brackets are sold in sets of two only.

# various ways to finish products

With the smooth, primed surface of Focal Point products, adding architectural interest with faux finishing is easy. Homeowners or professional finishers can add the effect of woodgrain, stone or marble without priming or sanding. Focal Point recommends a non-penetrating, glazing stain or paint for faux finishes, including woodgraining. Quality latex or oil-based paints can be used for solid paint finishes.

## Decoupage

Decorate an object by gluing colored paper bits onto it in combination with special paint effects, gold leaf, etc. Moulding can be covered by paper cutouts. Each layer is sealed with varnish (often multiple coats) until the “stuck on” appearance disappears and the result looks like painting or inlay work.

## Marble Finish

Give a look of marble by applying color or glazes with a sponge or rag.

## Stencil

Apply a design by brushing or sponging paint through a cutout overlay placed on the surface. An excellent accent on our domes, medallions or mouldings.

## Wood Grain

Simulate various wood by applying a wood-grain finish to our products. This helps to achieve the effect without the expense of real-wood carved products.

## Metallic Finish

Apply metals to moulding by foiling or gilding methods. Foiling is completed by applying a very thin film sheet of metal to a surface. Gilding is similar to foiling, but the metals are gold leaf or other metal leaf which are true metals. These can be painted on.

**Tip:** Practice your technique on a moulding sample from Focal Point. This way you'll be sure of the outcome of your project.

## Crackle Finish

Create the look of peeling or aged paint. Paint is used to give an effect of a weathered look with the basecoat color peeking through the cracks.

## Hand Painting

Complete the look of your room by hand painting your moulding. This allows your room to flow from the furniture to the walls to your moulding accents flawlessly.

## Spray Paint\*

Simulate metallic finishes, crackle, leather, rusts, etc. with various spray paints. This is a quick and easy way to complete the look on our mouldings.

## Color Wash

Apply a sheer layer of color over a painted surface. If the surface has carvings or crevices, the color wash will collect in those areas and will add a dimensional look.

## Verdigris

Apply layers of paint to create a simulated green patina as seen on copper, brass or bronze that has been exposed to the air or water for long periods of time.



See pages 66-67 for more ideas.

\*Note: DO NOT use lacquer products on polyurethane products.



Finish  
with Flair

## customizable



Focal Point products can be stained, faux finished or painted with any high-quality latex or oil-based paint. The possibilities are endless!



**Products featured above:**

- A. Kenwood Medallion  
License Number 80930
- B. Shell and Bellflower Crown  
License Number 11140

**Products featured at right:**

- C. Shell and Bellflower in FocalFlex™  
License Number 11140



Photo Courtesy: Chandler Arden Photography, Gisella Miller Design



**Products featured on this page:**

- A. Wilton Rim (painted canvas interior)  
License Number 98501
- B. Panel Corners (gold)  
License Number 10299
- C. Panel Moulding  
License Number 10590-8
- D. Mimosa Rosette  
License Number 85002
- E. Dentil Chair Rail  
License Number 15305
- F. Egg & Dart Shelf (stained)  
License Number 94136





## Installation Tips Note: Complete installation instructions are available at [www.focalpointproducts.com](http://www.focalpointproducts.com).

- Miter the corners and use butt joints for straight runs
- Dimensions, table and blade angles and installation guides for available products are on our website
- Use a suitable polyurethane adhesive on corners, mitered joints and butt joints. On large profiles, adhesive can be used on bedding edges where mouldings meet walls and ceiling.
- Lengths should be cut longer to allow “springing” of moulding into place.
- Moulding is primed and ready to finish. Paint (latex or oil based), stain (non-penetrating gel stain), glaze or faux finish.
- Nail holes and joints can be filled with vinyl spackle, sanded and primed if needed (*Nail holes are eliminated if using Quick Clips™ Systems*)

## FocalFlex™ Materials

Flexible profiles are custom made for your project. A note on the moulding pages indicates that products are available in Focal Flex™ Materials. Your application and moulding selection will determine which material (either pliable/flexible or pre-formed rigid) can be used. Our Focal Flex materials can accommodate both convex and concave surfaces as well as your arch radius applications. Only a select number of profiles are available in pliable material (see the pliable material chart on this page). Most profiles can be ordered to your specification in rigid material. Please call for pricing and information regarding which material suits your application.

## Fire-Rated Products

Focal Point offers most profiles in a fire-rated material. Our fire-rated products offer the same design detail as our standard products, plus the added assurance of Class-1 fire-rated compliance for International Residential and Building codes. Fire-rated profiles are custom made for your project. Please call for pricing and information.

## Focal Finish™

- Products are “special order” with a no return policy (except for freight damage requiring a replacement medallion)
- Product finishes currently available ONLY on ProCollection medallions (up to 41” size maximum)
- Product finishes should be denoted in system using letters (or unique numbering), so that parts can be ordered using the original part number + the finish code. For example- 88528-H would represent the Emma Heritage in Burnished Bronze Crackle. (See page 39 for suggested finish “code” letter, names, & descriptions.)
- Product is expected to ship finished from Greenwood within 10 working days of order placement (standard 2-week lead time).

## Warranty

Focal Point Products warrants its products to be free of any defects in material or craftsmanship for a period of one year from the date of purchase. This warranty does not cover damage resulting from misuse, improper handling, faulty installation, or normal wear and tear. The company’s liability is limited to replacement of product found to be defective and does not include labor, transportation cost, damage or other expenses of any kind incurred in connection with the purchase or use of these Focal Point products.



## FocalFlex™ Radius Guide

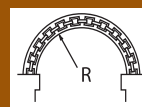
This flexible polymer conforms to curved surfaces to give a seamless look to radius areas when a moulding is used.



Outside Radius



Inside Radius



Arch Radius

License Number	Minimum Outside Radius	Minimum Inside Radius	Arch Radius
11002	6'	5'	n/a
11022	7'	6'	n/a
11042	6'	5'	n/a
11122	7'	6'	n/a
11312	9'	10'	n/a
11340	6'	5'	n/a
11142	8'	7'	n/a
11162	5.5'	4.5'	n/a
11172	7'	6'	n/a
11182	9.5'	8'	n/a
11202	12'	10'	n/a
11272	11'	9'	n/a
11282	8'	6.5'	n/a
11322	10'	11'	n/a
11332	8'	7'	n/a
11372	17'	18'	n/a
11522	1.5'	1'	3'
11602	5'	5'	7'
11612	4'	4'	7'
11662	5'	5'	7'
13002	12'	10'	n/a
13042	1'	1'	4.5'
13072	12'	10'	n/a
13082	3'	2.5'	n/a
14012	4'	3'	n/a
14052	5.5'	4.5'	n/a
15012	2'	1.5'	2.5'
16352	6'	5'	n/a
16362	6'	5'	n/a
16372	6'	5'	n/a
16382	6'	5'	n/a
16392	6'	5'	n/a
16562	1.5'	1.5'	3'
16582	2'	2'	4'
16592	2'	2'	4'
17012	1.5'	1.5'	3.5'
17042	10'	8'	n/a

Call about FocalFlex if not listed in chart or to confirm your specified radius.



## Preparation

Focal Point® polyurethane products, like wood, will expand and contract due to temperature or humidity changes. The product must be acclimatized to normal room conditions for 24 hours prior to installation. This will allow the product to expand or contract as it adjusts to the climate, thereby preventing movement after installation.

Concrete slabs and unfinished sheet rock may add moisture to the jobsite. Running a heater or air conditioner will help to dehumidify the space.

Moulding should be stored flat. Nothing should be stacked on top of Focal Point products.

## Installation

Begin your installation in the least visible corner of the room and work around the room so that you return to the same corner. (Ending your job in the most inconspicuous corner will prove beneficial if your last cut results in a less than perfect pattern match). If the moulding has multiple patterns, match the larger patterns first. Mouldings should be mitered for inside and outside corners (table/blade recommendations are available on our website). A compression butt-joint should be used along straight runs at the job site. Compression butt-joints are accomplished by cutting the moulding slightly longer (approx. ¼" over a 12' piece) than the space intended on the wall. After polyurethane adhesive has been applied to contact surfaces, attach each end of the moulding (causing a slight outward bowing) apply pressure to the center of the moulding. This should snap the moulding flush against the wall. Add mechanical fasteners, such as screws or nails, to secure the moulding to your wall. (Refer to finishing section for information regarding touching up the surface)

## Finishing

Focal Point products are factory-primed and ready to finish. They may be painted, stained, or faux finished. Fill screw or nail holes using a vinyl spackle or plastic filler. If the primed finish has been scratched or damaged, the area should be spackled, sanded and touched up with primer prior to painting.

Focal Point recommends a quality latex or oil-based paint for a smooth solid finish. If you are preparing a faux finish, including woodgrain, use a non-penetrating glazing stain or paint. DO NOT use lacquer based paint products on Focal Point products.

## Adhesive

Polyurethane construction adhesive is specially formulated to be used on polyurethane moulding joints and seams. It welds pieces together when properly used, and it virtually eliminates callbacks for joint separation. Use one tube of adhesive for every 60 linear feet of moulding, and immediately remove any that bleeds on to the face of the moulding.

NOTE: We recommend PL Premium Polyurethane Construction Adhesive, but any quality polyurethane-based construction adhesive will work.

CHECK THE SHELF LIFE DATE ON EACH TUBE OF ADHESIVE TO BE SURE OF THE QUALITY!

## How To Estimate Required Footage Of Mouldings

- 1) Measure perimeter of room.
- 2) Add 2' for each corner and pattern matches.
- 3) Round to the next standard length.
- 4) One tube of adhesive is needed for every 60' of moulding.

### Example Shown

This room has four corners

Length times two

$$12' \times 2 = 24'$$

Width times two

$$16' \times 2 = 32'$$

Total length plus width

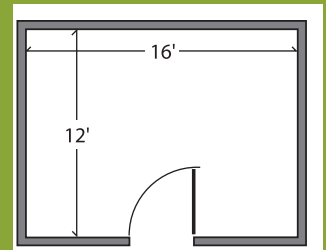
$$24' + 32' = 56'$$

Add 56' (+ 2' x 4 corner)

$$56' + 8'$$

Total product needed: 64'

Divide total linear footage by length of moulding. Round up to determine number of pieces needed.



**Baseboard** - Decorative trim placed along the bottom of a wall next to the floor.

**Bedding Edge** - The piece of the trimwork that comes in contact with another surface; i.e. where the crown moulding touches the wall or ceiling.

**Blade & Table Angles** - Compound miter blade and table angles have been established and are posted on our website for easy installation reference.

**Block** - Available as an inside corner, outside corner or connector, the block eliminates the need to miter cut mouldings.

**Butt Joint** - A joint formed by two adjoining surfaces placed squarely together.

**Canopy** - Decorative cap piece that is provided with the light fixture. It is used to conceal electrical connections.

**Capital** - Part of a door system used to accent the top of a pilaster.

**Casing** - Decorative trim around a door or window.

**Caulking** - Compound used for filling joints and nail holes.

**Chair Rail** - A horizontal strip of moulding mounted at the proper height and protruding enough to prevent the top of a chair back from touching a wall surface.

**Corbel** - Decorative bracket used in combination with shelving, cabinetry and trim. Corbels can also be used as a small shelves.

**Cornice Moulding** - A decorative piece, usually molded, placed at or near the top of a wall. Cornice moulding is also known as crown moulding.

**Cove Moulding** - Type of crown moulding with concave detail. This can be used to conceal light sources that direct light on a reflecting ceiling.

**Crosshead** - Decorative cross piece that is used above two pilasters at the top of a door surround system.

**Crown Moulding** - A decorative piece, usually molded, placed at or near the top of a wall. Crown moulding is also known as cornice moulding.

**Decorative Domes** - Round or elliptical polyurethane domes (with molded detail) that are recessed into the ceiling, giving the illusion of height.

**Diameter** - A straight line from edge to edge through the center of a circle.

**Dome** - Round or elliptical fiberglass structure that is recessed into the ceiling to give height and dimension to a room. Domes can be used alone or with a hanging light fixture.

**Door Surround System** - Architectural components designed to encase a doorway, pass-through, window or book case.

**Face** - One side of a three-dimensional object. For example, the diagonal front of moulding that is presented toward a particular direction.

**Faux Finish** - A decorative paint finish applied to products. Finishes can give the appearance of marble, stone, metal or wood grain.

**Fire-rated** - Product made with flame-retardent material that ensures compliance with International Residential and Building Codes.

**Fluting** - Molded detail on pilasters and trim that resembles a long, rounded groove.

**Focal Finish™** - A factory-applied finish available by special order from Focal Point. Ten unique finishes are available on select medallions.

**Focal Flex™** - Type of moulding that will accommodate curved or arched surfaces. Focal Flex is available as either pliable or pre-formed rigid as dictated by the radius dimension of the application.

**Focal Point** - The center of attention. In design, the place or item receiving concentrated attention.

**Frieze** - Horizontal trim that can be used between two capitals in a door system. It is also a versatile design element used on walls or ceilings.

**Gel Stain** - Non-penetrating gel stain is best suited for our non-porous surfaces.

**Height** - The distance between the base of the crown moulding and the ceiling. In the case of chair rails, casings, friezes or baseboards, the measurement from the top of the molding to the bottom.

**Historical Collections** - Selections of Focal Point products licensed by historical foundations. Designs were adapted from authentic historical patterns of the most notable American craftsmen.

**Indirect Lighting** - Type of lighting that casts upward, creating a reflection from the ceiling as a soft glow.

**K-ease™ System** - Focal Point's easy-to-install medallion and keystone installation system that installs around an existing fixture.

**Keystone** - Typically a wedge-shaped design element that accents the highest point of an arch or doorway system.

**Length** - Distance from end to end. Focal Point mouldings are typically sold in 8, 10 or 12-foot lengths.

**Light Cove Dome** - Fiberglass dome designed with a rim used to conceal light sources. Ideal for rope lighting.

**Mantel** - Ornamental shelf or frame above a fireplace. Mantel originally referred to the beam which supports the arch above the fireplace opening.

**Medallion** - Decorative ceiling accent that can be used as a trim piece for hanging light fixtures and ceiling fans. Medallions can also be used as wall art.

**Miter** - A joint in which the ends of two pieces of wood are cut at equal angles (typically 45 degrees) to form a corner.

**Moulding** - Decorative trim used for ornamentation or finishing around walls, ceilings, windows and doors.

**Niche** - A recessed wall unit used to display ornamental objects.

**Niche Cap** - A decorative shell cap designed to be installed with bendable plywood to create customized niche units.

**Overdoor** - Part of a door system used to decorate the top of a formal entry way. Product may vary in size or shape.

**Panel Moulding** - A smaller scale, decorative trim piece used to create and define panels on walls and ceilings.

**Pilaster** - A vertical trim piece with a capital and base, projecting only slightly from a wall. A pilaster is also part of a door system used to accent entryways.

**Plinth Block** - The base unit used to support a pilaster or column.

**Polyurethane** - Material used to manufacture Focal Point products. Polyurethane characteristics include: insect- and moisture-resistance, lightweight, one-piece designs, and reduced joint separation. The molding process affords more intricate details and patterns than are available in wood.

**Primer** - A preparatory coating put on materials before painting. All Focal Point products are factory-primed, and ready to finish.

**Pro Collection™** - Focal Point's preferred millwork series, guaranteed to be in stock. Profiles are designated by **Pro** symbol in the catalog.

**Profile** - A section of moulding representing the side view. Also refers to a specific moulding pattern.

**Projection** - Distance the moulding protrudes from the wall.

**Quick Clips™** - Focal Point's easy-to-install moulding and medallion installation systems. Clips are used to eliminate nailing through the moulding/medallions and searching for studs.

**QuickFit™ Coped Capital** - Part of a door system that accents the top of a pilaster and is pre-cut to fit a frieze moulding.

**Radius** - The length of a line segment between the center and circumference of a circle or sphere. This is the measurement required to fabricate moulding for curved surfaces. It is typically available as an inside, outside or arch radius.

**Rim** - Four pieces of decorative trim that join to form a circular border. Rims can be used alone or in combination with a medallion to give the illusion of a larger medallion.

**Repeat** - The number of times a pattern recurs on a length of moulding. Determine the repeat of pattern to ensure proper pattern match at seams.

**Rosette** - Molded ornament that tends to resemble a flower. A rosette is typically smaller in size than a medallion.

**Rough Opening** - A framed opening in a structure into which products such as niches and domes are set.

**Shelf** - A decorative support piece that consists of a horizontal surface for displaying objects. Shelves can be combined with corbels.

**Stair Bracket** - Decorative accent piece installed on the side of a staircase. Brackets are available in left or right orientation, to match the direction of the staircase.

**Template** - A drawing with specific measurement information or a paper pattern required to manufacture custom profiles or curved mouldings.

**Transom Bar** - Decorative cross piece that is used as a bridge between two pilasters. This sits on top of the pilasters.

**Wall Accent** - A group of decorative items such as a wall plaque, festoon and tassels, medallion or any other architectural detail that can be arranged on the wall as artwork.

**Width** - The distance from one side or edge to the other.

Focal Finish™, Focal Flex™, K-ease™, Pro Collection™, QuickFit™ and Quick Clips™ are trademarks of Focal Point Products. Focal Point® is a registered trademark of Focal Point Products.





Part#	Page#	Part#	Page#	Part#	Page#	Part#	Page#	Part#	Page#	Part#	Page#
10199	34	11520	30	16370	22	22502	17	81115	45	85417	49,59
10299	34	11540	22	16380	22	22503	17	81125	44	85436	49
10300	35	11580	22	16390	22	22521	17	81126	44	85438	49
10310	35	11600	31	16560	31	22522	17	81128	44	87116	45
10399	34	11640	20	16570	31	22523	17	81336	43	87216	45
10430	21	11650	20	16580	30	22551	17	81618	40	87316	45
10460	29	11670	20	16590	31	22552	17	81624	40	88021	44
10470	29	11720	23	16600	25	22553	17	81641	40	88051	43
10480	29	11750	27	16610	25	23125	15,24	81727	42	88427	41
10499	34	11770	19	17010	31	23130	15,17	81816	45	88528	40
10510-8	22	11780	22	17020	19	23135	15,17,23	82224	40	88546	40
10530-8	23	11800	32,35	17040	24	23145	15,17,24	82238	42	88628	42
10550-8	23	11810	35	17050	25	23155	15,17,24	82345	42	88630	42
10560-8	25	11820	35	19210	26	23600	15,17,22	82439	42	88644	43
10570-8	25	11900	21	19218	26	23610	15,17,23	83012	41	88730	42
10580-8	25	13000	19	19220-8	26	23620	15,17,20	83018	41	88821	44
10590-8	34	13010	22	19228	26	23800	21	83024	41	88824	44,63
10600-8	25	13020	23	19230	25	23900	20	83031	41	88826	44
10620-8	30	13040	32	19240	26	25080	32	83034	41	89024	46
10650-8	20	13070	25	19248	26	25120	32	83041	41	89617	45
10670-8	20	13080	33	19260	19	25200	32	83218	41	90024	46
10700-8	20	13200	27	19270	19	25230	33	83224	41	90124	46
10750-8	28	13210	27	21105	15	25300	32,59	83231	41	90224	46
10760-8	28	13220	27	21205	15	25800	32,59	83312	41	90324	46
10770-8	28	13230	27	21361	17	38230	61	83318	41	90424	46
10820-8	35	13240	27	21362	17	38310	61	83324	41	91000	53
10824	35	13250	27	21363	17	38330	61	83331	41	91001	54
10825	35	13260	27	21401	17	38340	61	83341	41	91002	54
10830-8	35	13270	27	21402	17	38350	61	83418	41	91003	54
10833	35	13280	27	21403	17	38370	61	83424	41	91004	54
10834	35	14010	19	21600	15,18	38570	61	83431	41	91005	54
10836	35	14050	24	21605	15,18	39420	61	83636	40	91006	54
10837	35	15010	30	21610	15,18	80015	45	83700	43,47	91110	54
10880	21	15080	33	21615	15,18	80116	45	83715	43	91200	53
11000	24	15165	31	21620	15,18	80230	40	83741	43	91220	54
11020	23	15170	31	21625	15,18	80236	40	85000	48	91240	53
11040	24	15205	33,57	21701	17	80324	40	85001	48	91300	53
11120	23	15215	33,57	21702	17	80519	42	85002	48	91350	53
11130	24	15305	30	21703	17	80524	42	85004	48	91410	52
11140	17,24	15315	30	21801	17	80531	42	85005	49	91520	52
11160	23	15400	30	21802	17	80624	41	85019	44	91590	52
11170	17,19	15410	30	21803	17	80632	41	85020	44	91630	53
11180	17,19	15460	32	22251	17	80930	40	85021	44	91770	53
11270	19	15470	32	22252	17	80936	40	85023	44	91790	53
11280	19	15480	31	22253	17	81012	40	85024	44	91840	52
11290	19	15490	31	22301	17	81018	40	85030	49	91900	53
11300	19	15500	31	22302	17	81024	41	85031	49	93200	61
11310	23	16160	31	22303	17	81026	41	85032	48	93210	61
11320	24	16300	19	22351	17	81028	42	85033	48	93220	61
11330	22	16310	19	22352	17	81030	42	85112	45	94136	60
11340	24	16320	22	22353	17	81031	40	85314	49,59	94148	60
11370	19	16330	22	22451	17	81033	42	85315	49,59	94160	60
11400	24	16340	22	22452	17	81038	41	85317	49,59	94236	60
11470	21	16350	19	22453	17	81041	40	85414	49,59	94248	60
11500	33	16360	17,19	22501	17	81067	43	85415	49,59	94260	60

Part#	Page#	Part#	Page#	Part#	Page#	Part#	Page#	Part#	Page#	Part#	Page#
94336	60	97535	49, 59	97730	49, 59	98501	47	98560	51	99114	64
94348	60	97540	59	97740	32, 59	98503	47	98563	51	99124	64
94360	60	97550	32, 59	97750	32, 59	98511	47	98570	51	99400	63
94436	60	97560	59	97860	59	98513	47	98573	51	99434	63
97000	63	97570	57	97900	57	98520	51	98580	51	99436	63
97010	63	97580	57	97905	57	98521	50	98590	51	99514	64
97100	63	97590	57	97906	57	98523	51	98800	58	99524	64
97200	58	97610	63	97910	57	98525	51	98810	58	99914	64
97210	58	97612	63	97911	57	98530	51	98836	58	99924	64
97230	58	97614	63	97915	57	98533	51	98872	58		
97405	57	97625	58	97920	57	98535	51	98900	49, 59		
97470	57	97630	58	97925	57	98540	51	98910	59		
97480	57	97680	58	98350	51	98545	51	99014	64		
97530	49, 59	97690	57, 58	98400	51	98550	50	99024	64		

Wake up walls and ceilings with architectural details from Focal Point.



## cover photo

### Products featured:

- A. Governor's Palace Crown  
License Number 16310
- B. Panel Moulding  
License Number 10590-8
- C. Rope Shelf  
License Number 94348
- D. Lexington Corbel  
License Number 39420
- E. Chatham Niche  
License Number 91240
- F. Bankers House Over Door  
License Number 98836
- G. Bankers House Pilaster  
License Number 98800
- H. Acanthus Corbel  
License Number 93220
- I. Denmark Chair Rail  
License Number 16020-8
- J. Rope Baseboard  
License Number 25080



FOCAL POINT®

9706 Nanticoke Business Park • Greenwood, DE 19950  
phone 800.662.5550 • fax 800.352.9049 • [www.focalpointproducts.com](http://www.focalpointproducts.com)