

MEASURING FOCALFLEX™ PRODUCTS

Pricing and Ordering

Three weeks are required for existing products in FocalFlex;

General Rule: The tightest radius that FocalFlex can be bent is three times the face dimension.

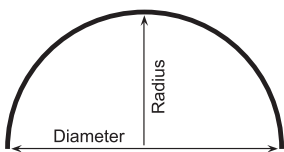


Diagram A

Radius = one half the length of the diameter.

Diameter = the distance across the opening at the widest point.

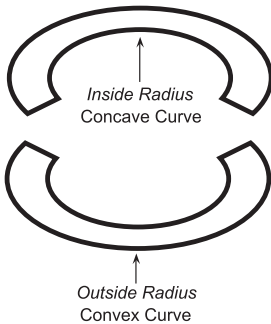


Diagram B & C

Concave = the "arc" of the circle is curving away from you.

Convex = the "arc" of the circle is curving toward you.

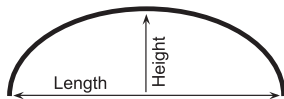


Diagram D

The height and width of the arch is used when ordering.



Diagram E

Provide a template when ordering an elliptical or oval.

How to Measure

Chair Rail, Frieze or Panel Moulding:

Measure the width of the curved wall; this is the total length of moulding needed. Products are manufactured as straight lengths and are flexed into place on the job site.

Inside Radius: Cornice, Crown, Soffit Mouldings (diagram A)

1. Measure the radius in inches; multiply by 3.146: $48'' \times 3.146 = 151''$
2. Divide by 12 (inches): $151'' \div 12 = 12.584'$
3. Round to the next foot for footage needed = 13'
4. The maximum length for FocalFlex equals the estimated length for the standard material and FocalFlex is listed in the Price Guide. Smaller lengths are recommended when using larger mouldings. For example, the 13' could be shipped as one 6' and one 7' length of moulding.

Outside Radius: Cornice, Crown, Soffit Mouldings (diagrams B & C)

1. Measure the radius in inches, add the face dimension, multiply by 3.146: $48'' + 8'' \times 3.146 = 170''$
2. Divide by 12 (inches): $170'' \div 12'' = 14.167'$
3. Round to the next foot for footage needed = 15'
4. The maximum length for FocalFlex equals the estimated length for the standard material and FocalFlex is listed in the Price Guide. Smaller lengths are recommended when using larger mouldings. For example; the 13' could be shipped as one 6' and one 7' length of moulding.

Measuring Arches or Arcs:

When measuring for arches or arcs (also called eyebrows or sectionals), measure the height and width of the arc. (See diagram D)

Measuring Elliptical or Oval

For elliptical or oval casings, a template must be provided to Focal Point for accurate estimation and manufacturing. (See diagram E)